


# Q1 What school does your child currently attend?

Answered: 93 Skipped: 0



# EIPS Parent Survey 2018-19



EIPS Parent Survey 2018-19

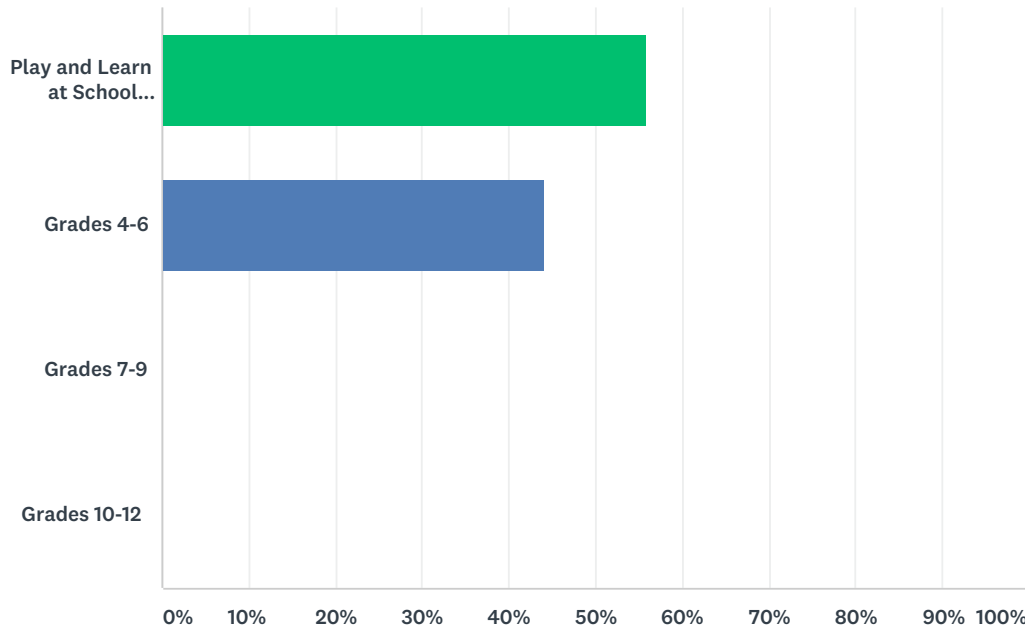
| ANSWER CHOICES                          | RESPONSES |    |
|---|-----------|----|
| A.L. Horton Elementary                  | 0.00%     | 0  |
| Andrew School                           | 0.00%     | 0  |
| Ardrossan Elementary                    | 0.00%     | 0  |
| Ardrossan Junior Senior High            | 0.00%     | 0  |
| Bev Facey Community High                | 0.00%     | 0  |
| Brentwood Elementary                    | 0.00%     | 0  |
| Bruderheim School                       | 0.00%     | 0  |
| Clover Bar Junior High                  | 0.00%     | 0  |
| Davidson Creek Elementary               | 0.00%     | 0  |
| École Campbelltown                      | 0.00%     | 0  |
| École Parc Élémentaire                  | 0.00%     | 0  |
| F.R. Haythorne Junior High              | 0.00%     | 0  |
| Fort Saskatchewan Christian             | 0.00%     | 0  |
| Fort Saskatchewan Elementary            | 0.00%     | 0  |
| Fort Saskatchewan Senior High           | 0.00%     | 0  |
| Fultonvale Elementary Junior High       | 0.00%     | 0  |
| Glen Allan Elementary                   | 0.00%     | 0  |
| James Mowat Elementary                  | 100.00%   | 93 |
| Lakeland Ridge                          | 0.00%     | 0  |
| Lamont Elementary                       | 0.00%     | 0  |
| Lamont High                             | 0.00%     | 0  |
| Mills Haven Elementary                  | 0.00%     | 0  |
| Mundare School                          | 0.00%     | 0  |
| Next Step/Outreach                      | 0.00%     | 0  |
| Pine Street Elementary                  | 0.00%     | 0  |
| Rudolph Hennig Junior High              | 0.00%     | 0  |
| Salisbury Composite High                | 0.00%     | 0  |
| Sherwood Heights Junior High            | 0.00%     | 0  |
| SouthPointe School                      | 0.00%     | 0  |
| Strathcona Christian Academy Elementary | 0.00%     | 0  |
| Strathcona Christian Academy Secondary  | 0.00%     | 0  |
| Uncas Elementary                        | 0.00%     | 0  |
| Vegreville Composite High               | 0.00%     | 0  |
| Wes Hosford Elementary                  | 0.00%     | 0  |

## EIPS Parent Survey 2018-19

|                             |       |    |
|-----------------------------|-------|----|
| Westboro Elementary         | 0.00% | 0  |
| Win Ferguson Elementary     | 0.00% | 0  |
| Woodbridge Farms Elementary | 0.00% | 0  |
| Wye Elementary              | 0.00% | 0  |
| TOTAL                       |       | 93 |

## Q2 What grade is your child currently in?

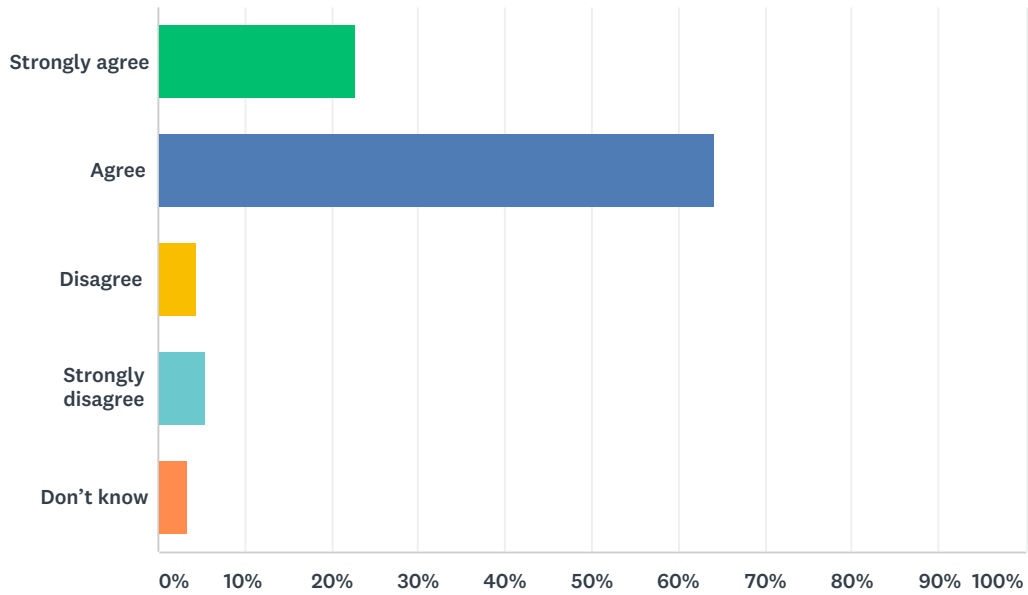
Answered: 93 Skipped: 0



| ANSWER CHOICES  | RESPONSES |           |
|---|-----------|-----------|
| Play and Learn at School (PALS) Kindergarten Grades 1-3 | 55.91%    | 52        |
| Grades 4-6  | 44.09%    | 41        |
| Grades 7-9  | 0.00%     | 0         |
| Grades 10-12  | 0.00%     | 0         |
| <b>TOTAL</b>  |           | <b>93</b> |

### Q3 My child's individual needs are met.

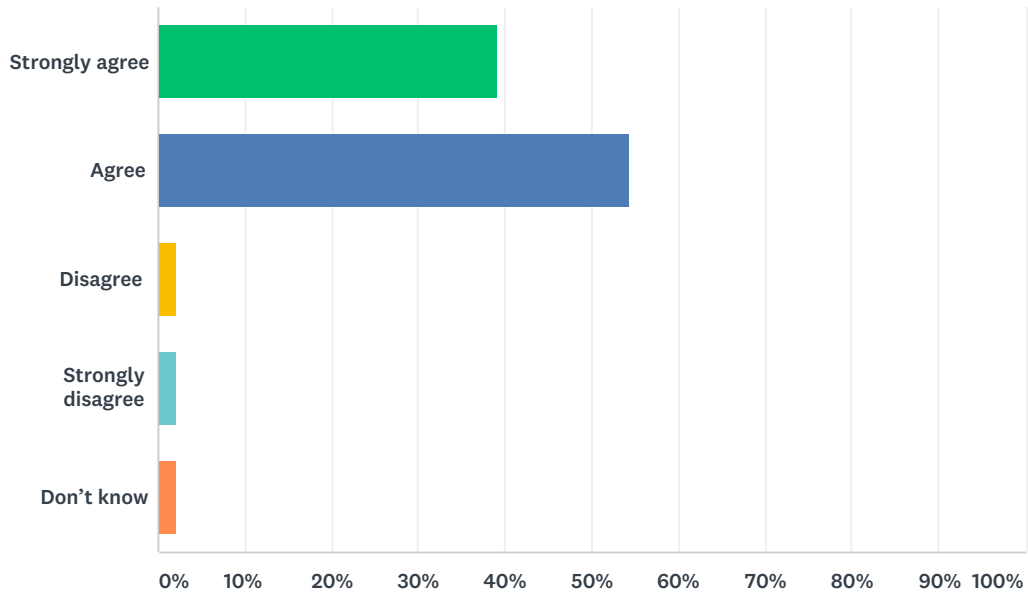
Answered: 92 Skipped: 1



| ANSWER CHOICES    | RESPONSES |           |
|-------------------|-----------|-----------|
| Strongly agree    | 22.83%    | 21        |
| Agree             | 64.13%    | 59        |
| Disagree          | 4.35%     | 4         |
| Strongly disagree | 5.43%     | 5         |
| Don't know        | 3.26%     | 3         |
| <b>TOTAL</b>      |           | <b>92</b> |

### Q4 My child is encouraged at school to do his or her best.

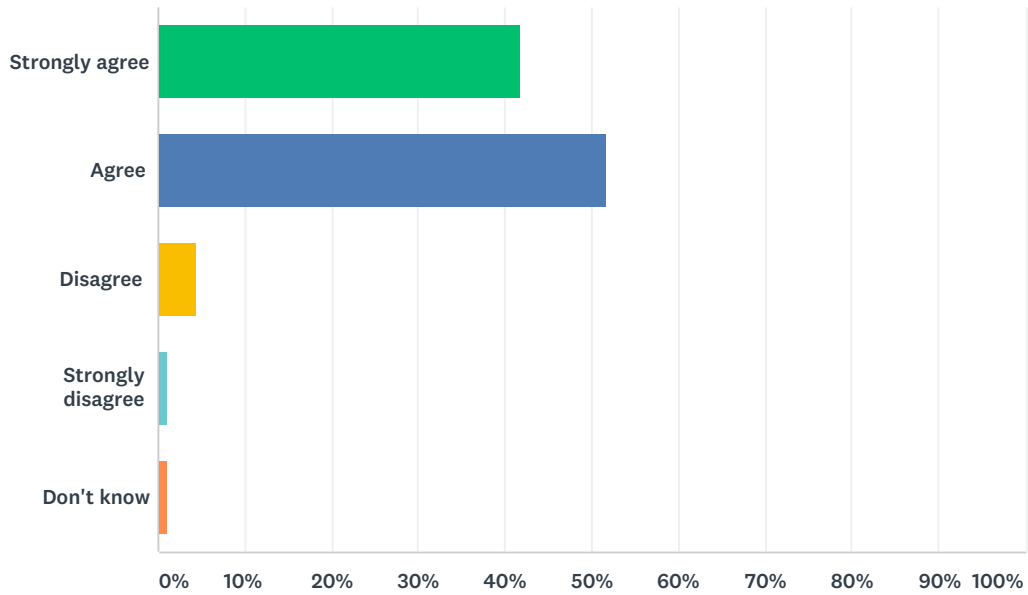
Answered: 92 Skipped: 1



| ANSWER CHOICES    | RESPONSES |           |
|-------------------|-----------|-----------|
| Strongly agree    | 39.13%    | 36        |
| Agree             | 54.35%    | 50        |
| Disagree          | 2.17%     | 2         |
| Strongly disagree | 2.17%     | 2         |
| Don't know        | 2.17%     | 2         |
| <b>TOTAL</b>      |           | <b>92</b> |

### Q5 My child is demonstrating growth in literacy.

Answered: 91 Skipped: 2

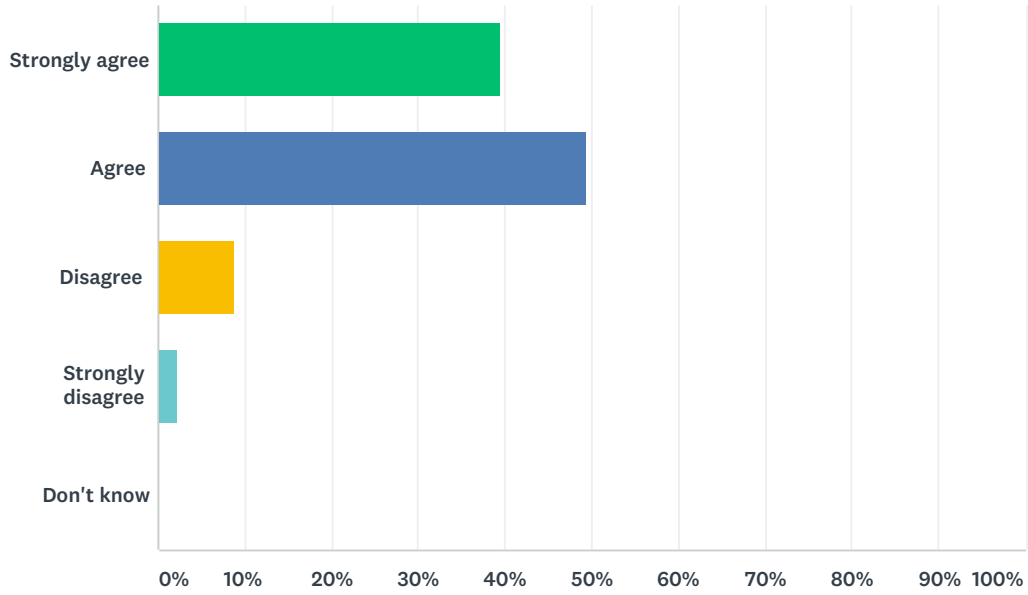


| ANSWER CHOICES    | RESPONSES |           |
|-------------------|-----------|-----------|
| Strongly agree    | 41.76%    | 38        |
| Agree             | 51.65%    | 47        |
| Disagree          | 4.40%     | 4         |
| Strongly disagree | 1.10%     | 1         |
| Don't know        | 1.10%     | 1         |
| <b>TOTAL</b>      |           | <b>91</b> |



## Q6 My child is demonstrating growth in numeracy.

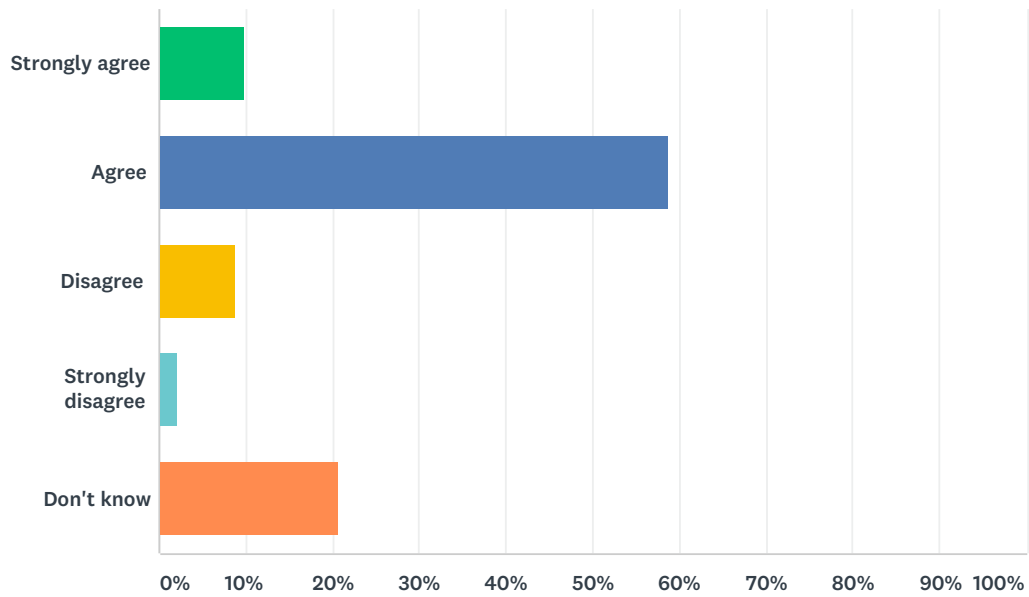
Answered: 91 Skipped: 2



| ANSWER CHOICES    | RESPONSES |           |
|-------------------|-----------|-----------|
| Strongly agree    | 39.56%    | 36        |
| Agree             | 49.45%    | 45        |
| Disagree          | 8.79%     | 8         |
| Strongly disagree | 2.20%     | 2         |
| Don't know        | 0.00%     | 0         |
| <b>TOTAL</b>      |           | <b>91</b> |

## Q7 My child has an understanding of First Nations, Métis and Inuit culture and history.

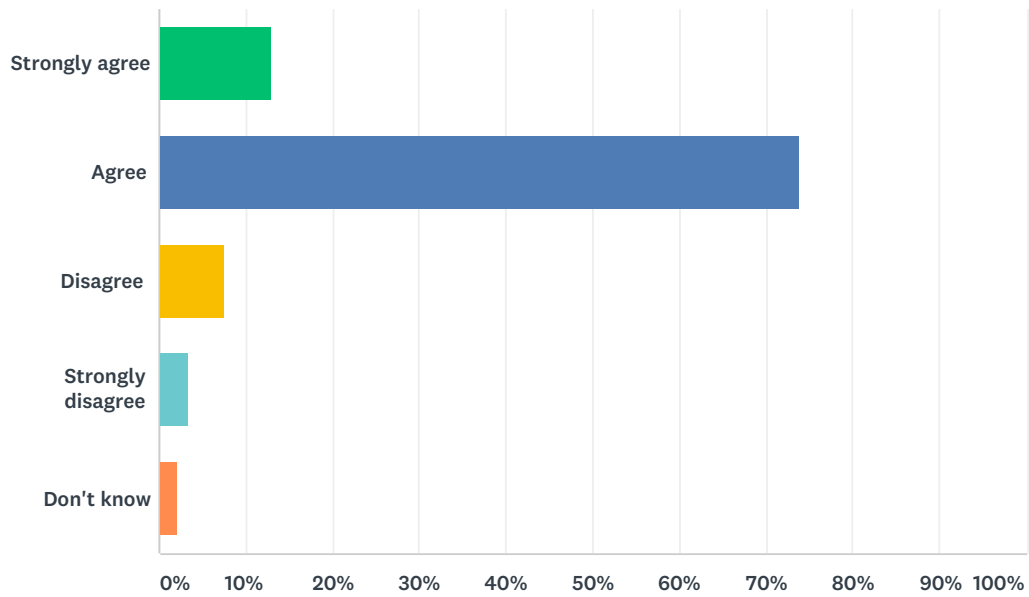
Answered: 92 Skipped: 1



| ANSWER CHOICES    | RESPONSES |    |
|-------------------|-----------|----|
| Strongly agree    | 9.78%     | 9  |
| Agree             | 58.70%    | 54 |
| Disagree          | 8.70%     | 8  |
| Strongly disagree | 2.17%     | 2  |
| Don't know        | 20.65%    | 19 |
| TOTAL             |           | 92 |

## Q8 My child is being taught knowledge, skills and attitudes necessary to be successful in life.

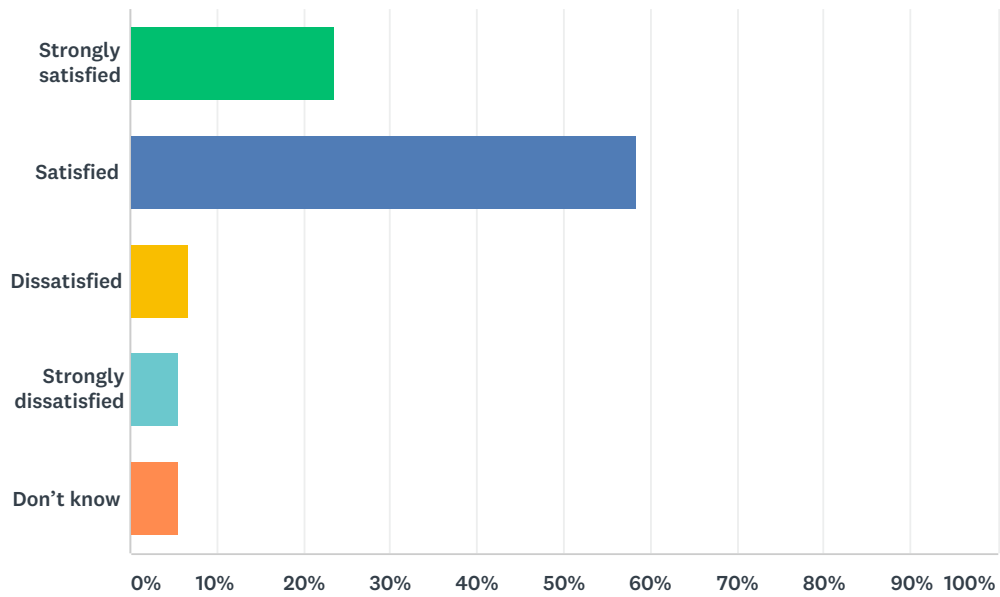
Answered: 92 Skipped: 1



| ANSWER CHOICES    | RESPONSES |           |
|-------------------|-----------|-----------|
| Strongly agree    | 13.04%    | 12        |
| Agree             | 73.91%    | 68        |
| Disagree          | 7.61%     | 7         |
| Strongly disagree | 3.26%     | 3         |
| Don't know        | 2.17%     | 2         |
| <b>TOTAL</b>      |           | <b>92</b> |

## Q9 How satisfied are you with the quality of education your child is receiving at his or her school?

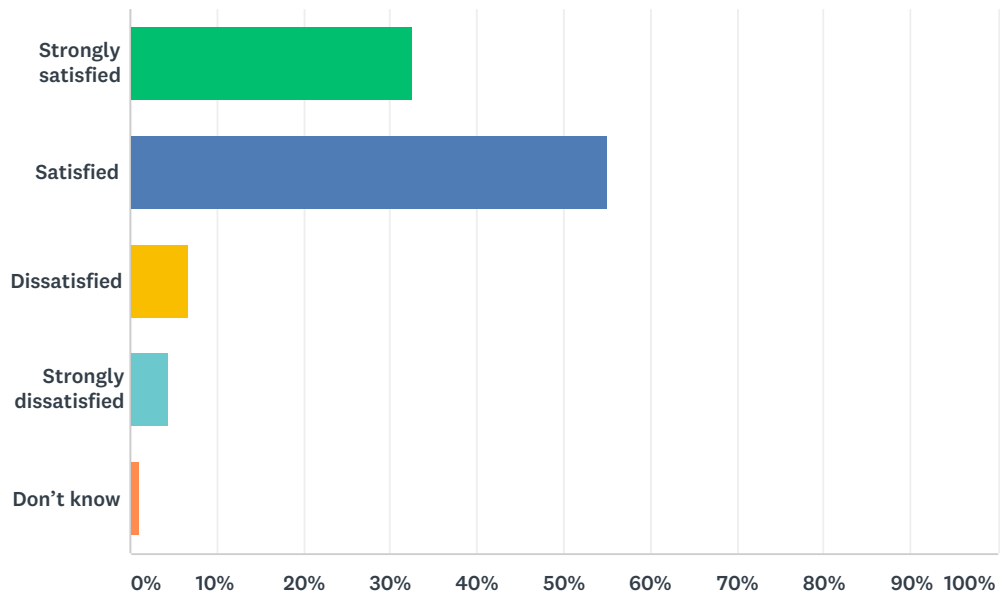
Answered: 89 Skipped: 4



| ANSWER CHOICES        | RESPONSES |           |
|-----------------------|-----------|-----------|
| Strongly satisfied    | 23.60%    | 21        |
| Satisfied             | 58.43%    | 52        |
| Dissatisfied          | 6.74%     | 6         |
| Strongly dissatisfied | 5.62%     | 5         |
| Don't know            | 5.62%     | 5         |
| <b>TOTAL</b>          |           | <b>89</b> |

## Q10 How satisfied are you with the quality of teaching at your child's school?

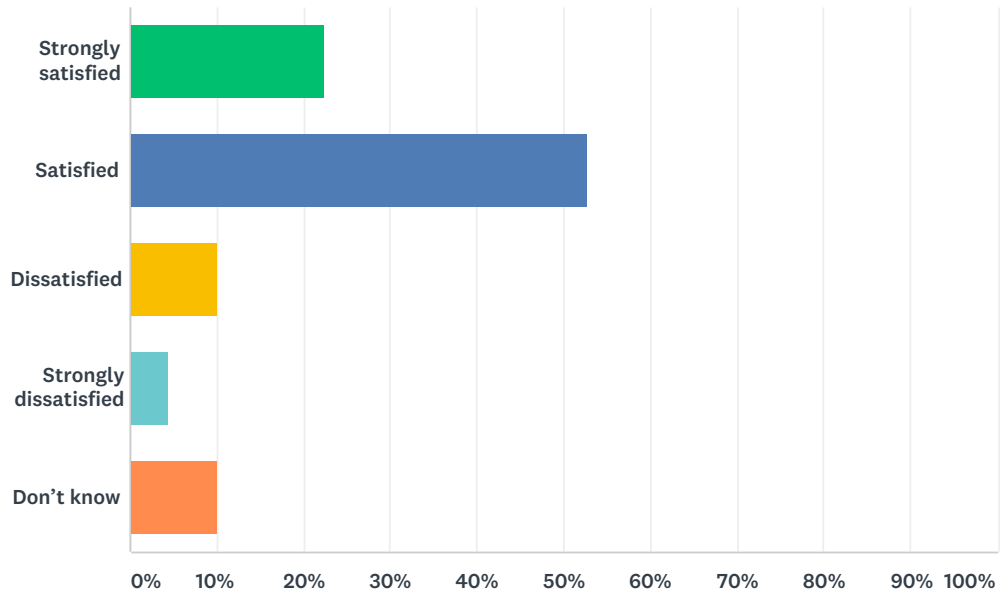
Answered: 89 Skipped: 4



| ANSWER CHOICES        | RESPONSES |           |
|-----------------------|-----------|-----------|
| Strongly satisfied    | 32.58%    | 29        |
| Satisfied             | 55.06%    | 49        |
| Dissatisfied          | 6.74%     | 6         |
| Strongly dissatisfied | 4.49%     | 4         |
| Don't know            | 1.12%     | 1         |
| <b>TOTAL</b>          |           | <b>89</b> |

## Q11 How satisfied are you with the leadership in your child's school?

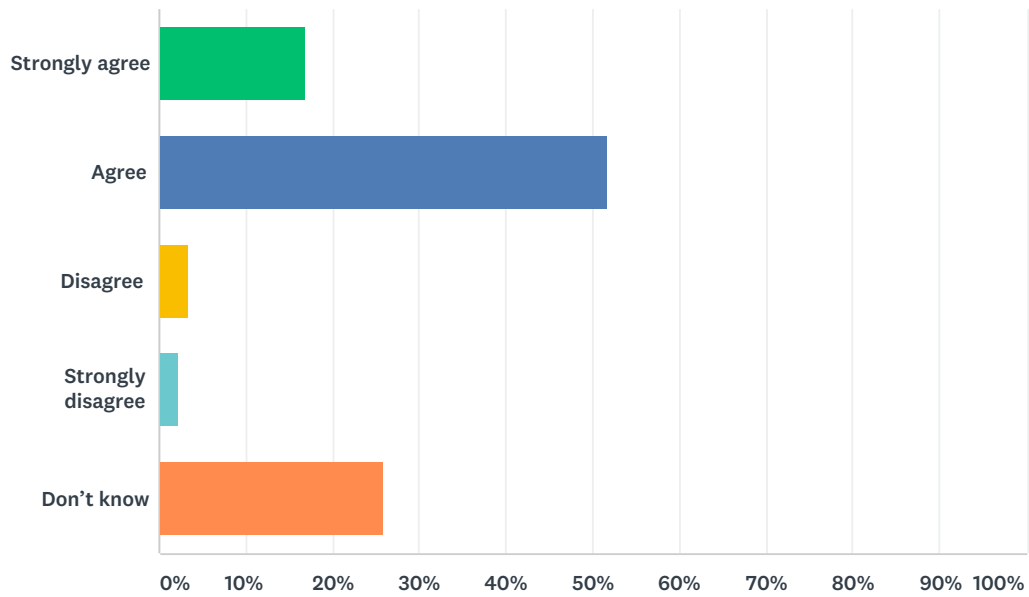
Answered: 89 Skipped: 4



| ANSWER CHOICES        | RESPONSES |           |
|-----------------------|-----------|-----------|
| Strongly satisfied    | 22.47%    | 20        |
| Satisfied             | 52.81%    | 47        |
| Dissatisfied          | 10.11%    | 9         |
| Strongly dissatisfied | 4.49%     | 4         |
| Don't know            | 10.11%    | 9         |
| <b>TOTAL</b>          |           | <b>89</b> |

## Q12 The rights and responsibilities of citizenship are reinforced in my child's school.

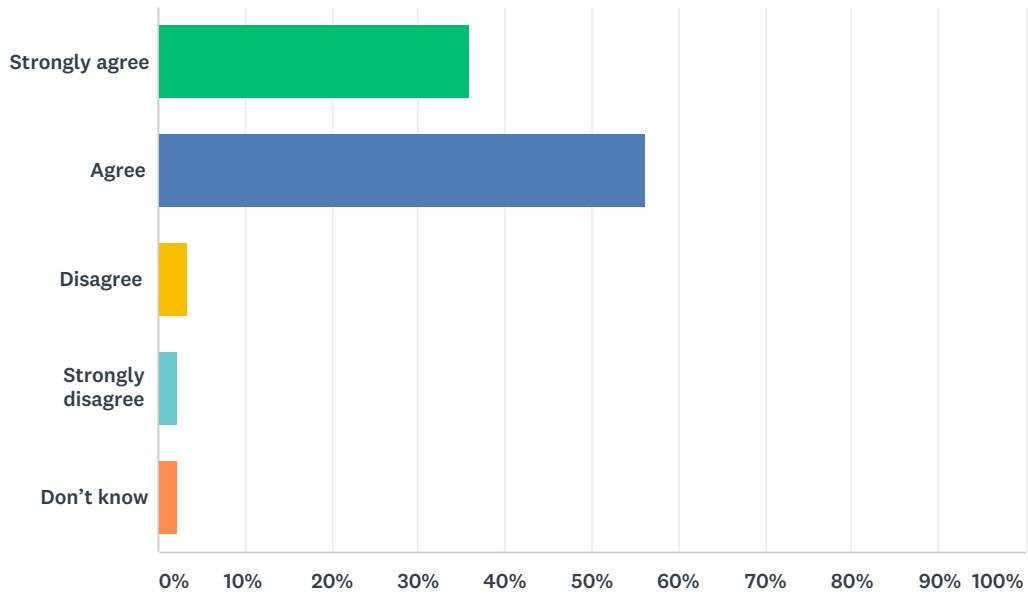
Answered: 89 Skipped: 4



| ANSWER CHOICES    | RESPONSES |           |
|-------------------|-----------|-----------|
| Strongly agree    | 16.85%    | 15        |
| Agree             | 51.69%    | 46        |
| Disagree          | 3.37%     | 3         |
| Strongly disagree | 2.25%     | 2         |
| Don't know        | 25.84%    | 23        |
| <b>TOTAL</b>      |           | <b>89</b> |

### Q13 The school staff care about my child.

Answered: 89 Skipped: 4

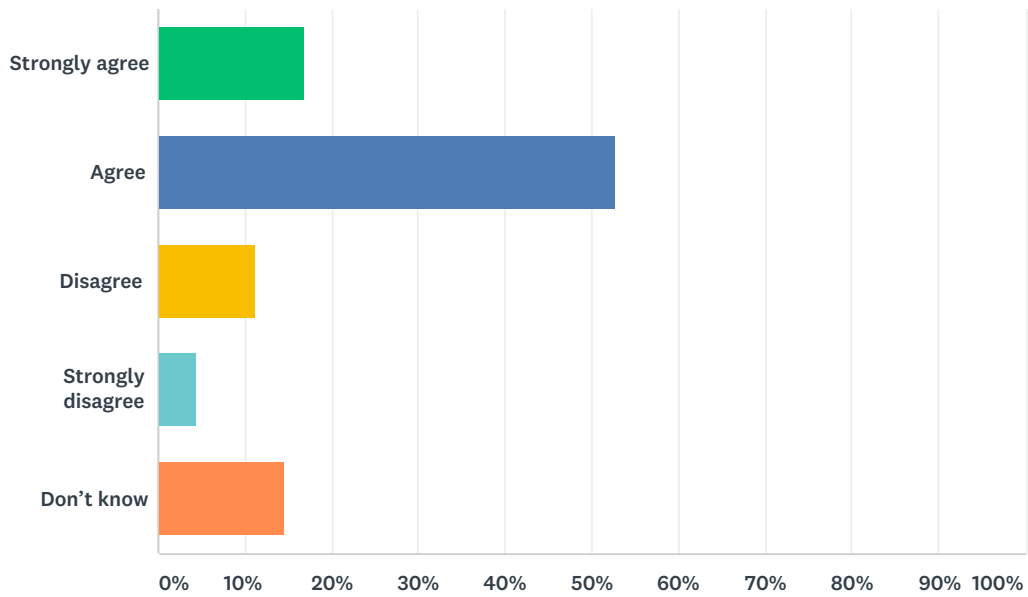


| ANSWER CHOICES    | RESPONSES |           |
|-------------------|-----------|-----------|
| Strongly agree    | 35.96%    | 32        |
| Agree             | 56.18%    | 50        |
| Disagree          | 3.37%     | 3         |
| Strongly disagree | 2.25%     | 2         |
| Don't know        | 2.25%     | 2         |
| <b>TOTAL</b>      |           | <b>89</b> |



## Q14 Discipline is handled in a fair and reasonable manner in my child's school.

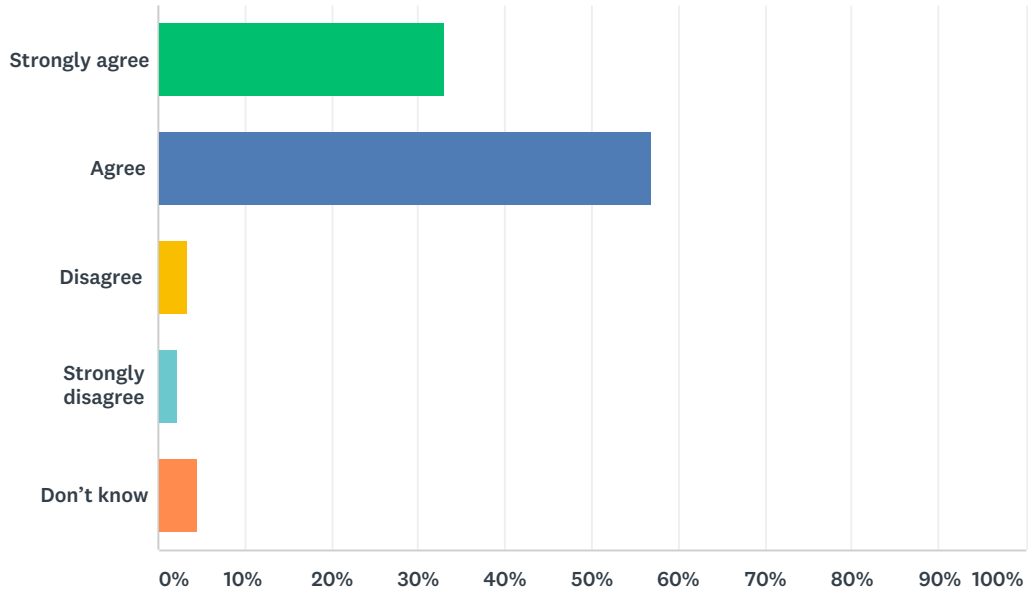
Answered: 89 Skipped: 4



| ANSWER CHOICES    | RESPONSES |           |
|-------------------|-----------|-----------|
| Strongly agree    | 16.85%    | 15        |
| Agree             | 52.81%    | 47        |
| Disagree          | 11.24%    | 10        |
| Strongly disagree | 4.49%     | 4         |
| Don't know        | 14.61%    | 13        |
| <b>TOTAL</b>      |           | <b>89</b> |

### Q15 My child's school is safe.

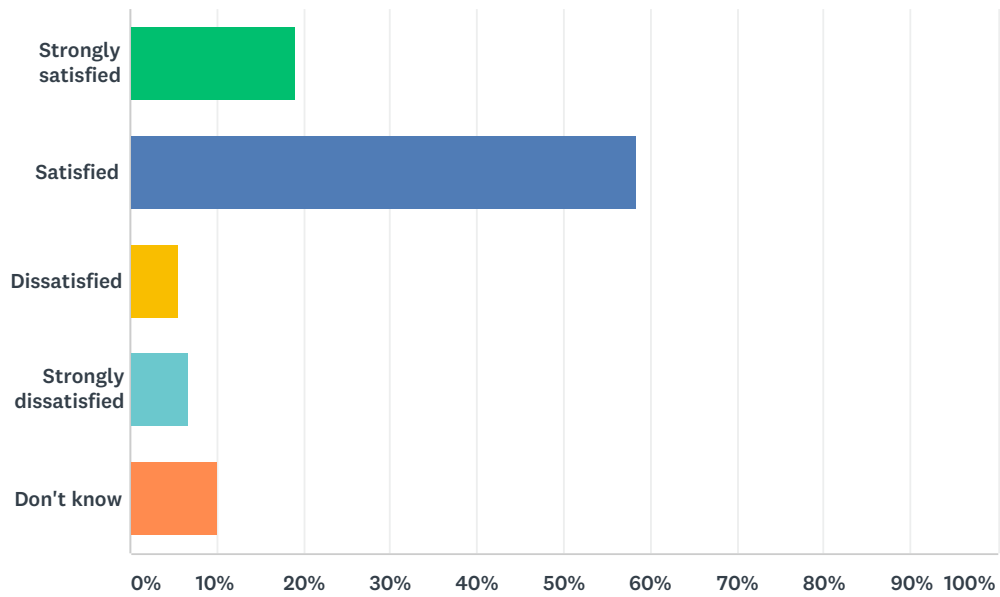
Answered: 88 Skipped: 5



| ANSWER CHOICES    | RESPONSES |           |
|-------------------|-----------|-----------|
| Strongly agree    | 32.95%    | 29        |
| Agree             | 56.82%    | 50        |
| Disagree          | 3.41%     | 3         |
| Strongly disagree | 2.27%     | 2         |
| Don't know        | 4.55%     | 4         |
| <b>TOTAL</b>      |           | <b>88</b> |

## Q16 How satisfied are you with the resources available to support your child's learning?

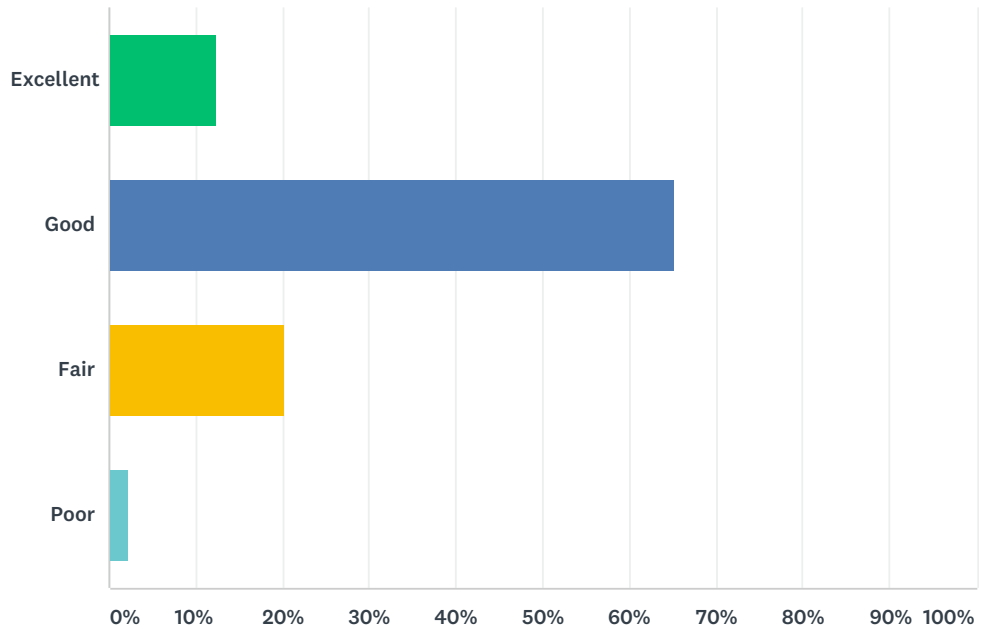
Answered: 89 Skipped: 4



| ANSWER CHOICES        | RESPONSES |           |
|-----------------------|-----------|-----------|
| Strongly satisfied    | 19.10%    | 17        |
| Satisfied             | 58.43%    | 52        |
| Dissatisfied          | 5.62%     | 5         |
| Strongly dissatisfied | 6.74%     | 6         |
| Don't know            | 10.11%    | 9         |
| <b>TOTAL</b>          |           | <b>89</b> |

### Q17 How would you rate the physical condition of your child's school?

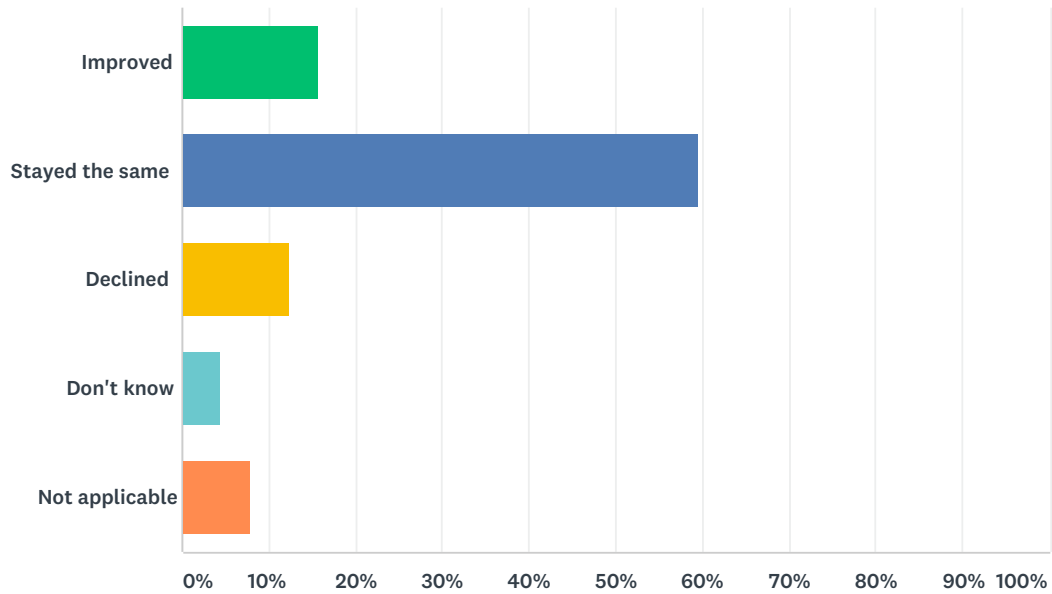
Answered: 89 Skipped: 4



| ANSWER CHOICES | RESPONSES |    |
|----------------|-----------|----|
| Excellent      | 12.36%    | 11 |
| Good           | 65.17%    | 58 |
| Fair           | 20.22%    | 18 |
| Poor           | 2.25%     | 2  |
| TOTAL          |           | 89 |

## Q18 In your opinion, has the quality of education your child has experienced at school improved, stayed the same or declined in the past three years?

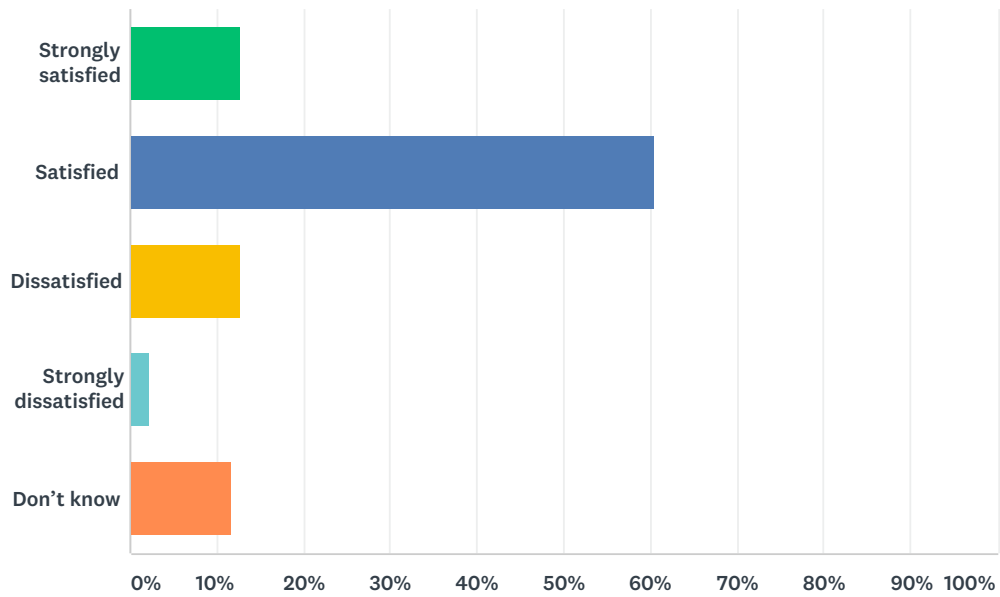
Answered: 89 Skipped: 4



| ANSWER CHOICES  | RESPONSES |           |
|-----------------|-----------|-----------|
| Improved        | 15.73%    | 14        |
| Stayed the same | 59.55%    | 53        |
| Declined        | 12.36%    | 11        |
| Don't know      | 4.49%     | 4         |
| Not applicable  | 7.87%     | 7         |
| <b>TOTAL</b>    |           | <b>89</b> |

## Q19 How satisfied are you with the opportunity to be involved in decisions at your child's school?

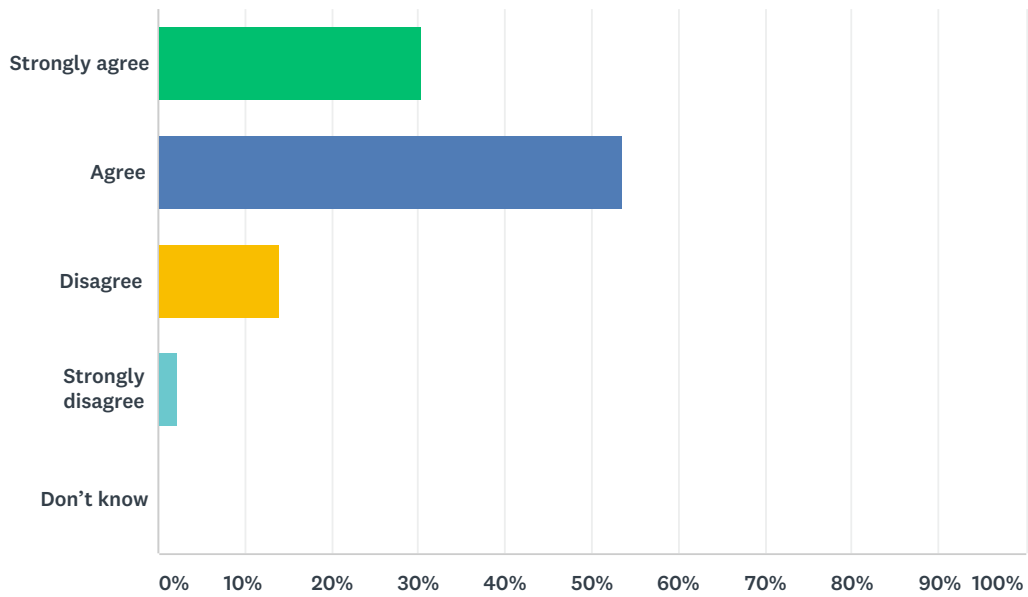
Answered: 86 Skipped: 7



| ANSWER CHOICES        | RESPONSES |           |
|-----------------------|-----------|-----------|
| Strongly satisfied    | 12.79%    | 11        |
| Satisfied             | 60.47%    | 52        |
| Dissatisfied          | 12.79%    | 11        |
| Strongly dissatisfied | 2.33%     | 2         |
| Don't know            | 11.63%    | 10        |
| <b>TOTAL</b>          |           | <b>86</b> |

## Q20 The school keeps me informed about my child's progress and achievement.

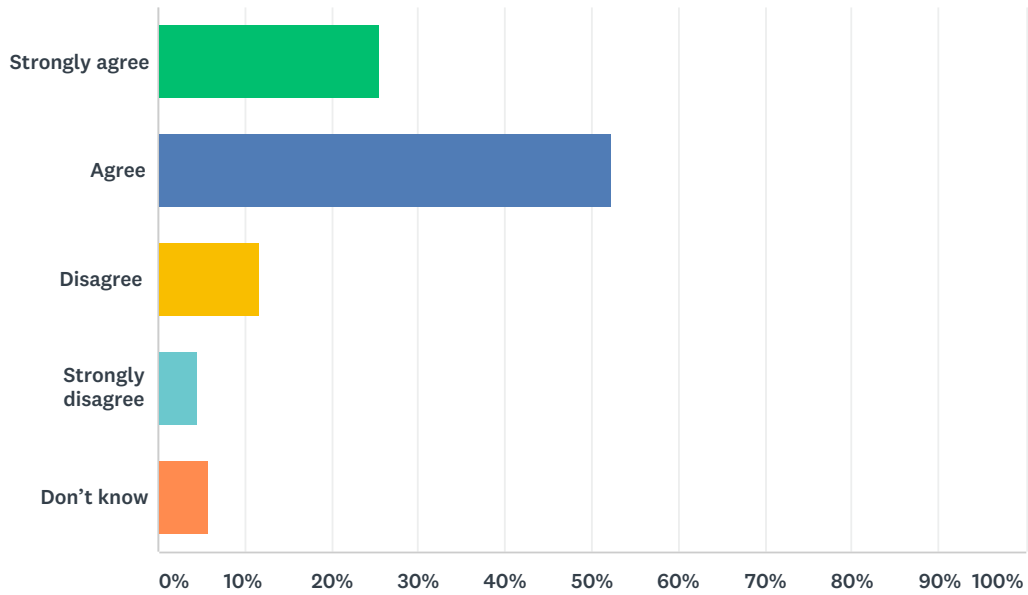
Answered: 86 Skipped: 7



| ANSWER CHOICES    | RESPONSES |           |
|-------------------|-----------|-----------|
| Strongly agree    | 30.23%    | 26        |
| Agree             | 53.49%    | 46        |
| Disagree          | 13.95%    | 12        |
| Strongly disagree | 2.33%     | 2         |
| Don't know        | 0.00%     | 0         |
| <b>TOTAL</b>      |           | <b>86</b> |

## Q21 There is open and honest communication within my child's school.

Answered: 86 Skipped: 7

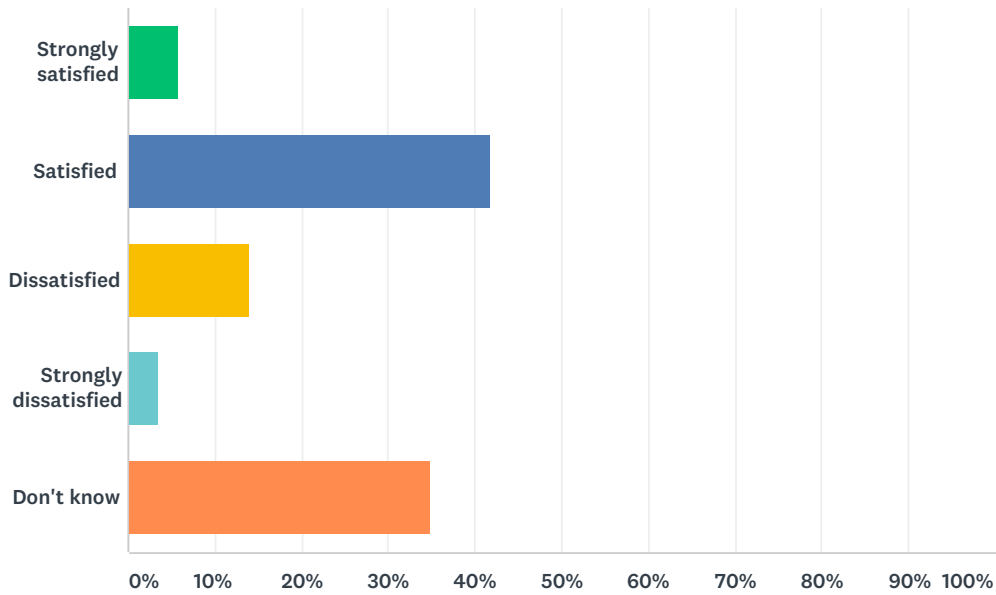


| ANSWER CHOICES    | RESPONSES |           |
|-------------------|-----------|-----------|
| Strongly agree    | 25.58%    | 22        |
| Agree             | 52.33%    | 45        |
| Disagree          | 11.63%    | 10        |
| Strongly disagree | 4.65%     | 4         |
| Don't know        | 5.81%     | 5         |
| <b>TOTAL</b>      |           | <b>86</b> |



Q22 How satisfied are you with the community partnerships that may be established at your school? For example: Saffron, KEYS program, Green Certificate, lunch programs, after-school programs, RAP, Tools for School, Scratch Day, Entrepreneurial Adventure, scholarships/grants, etc.

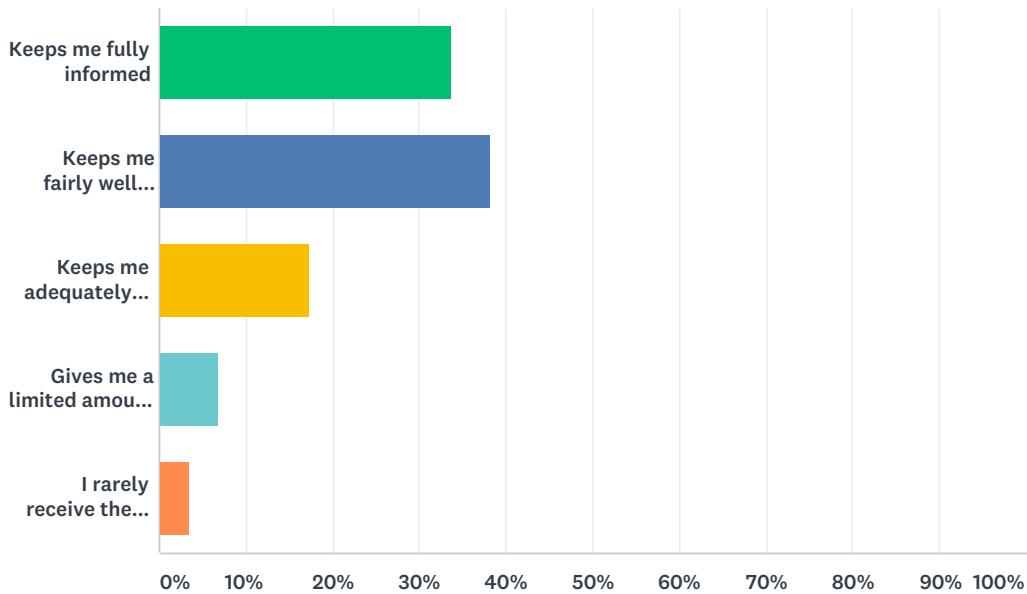
Answered: 86 Skipped: 7



| ANSWER CHOICES        | RESPONSES |
|-----------------------|-----------|
| Strongly satisfied    | 5.81% 5   |
| Satisfied             | 41.86% 36 |
| Dissatisfied          | 13.95% 12 |
| Strongly dissatisfied | 3.49% 3   |
| Don't know            | 34.88% 30 |
| <b>TOTAL</b>          | <b>86</b> |

Q23 Elk Island Public Schools appreciates the opportunity to stay connected with parents about news, activities, programs and other matters of importance. What is your impression of the communication you receive from your child's school?

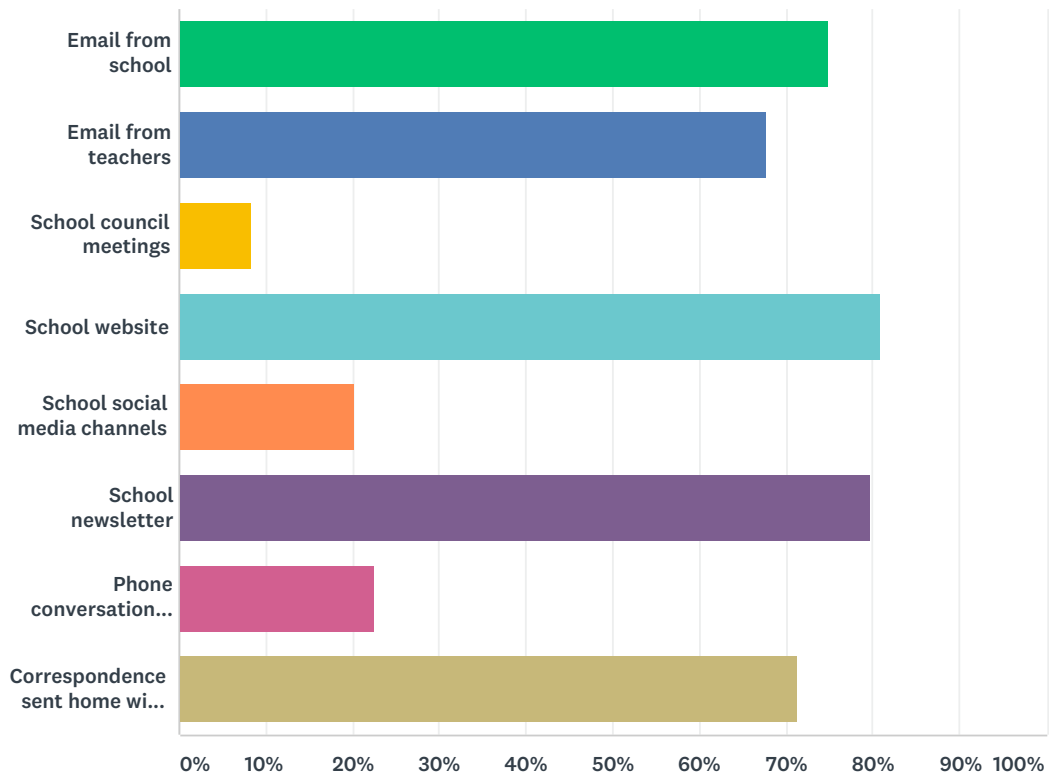
Answered: 86 Skipped: 7



| ANSWER CHOICES                           | RESPONSES |           |
|--|-----------|-----------|
| Keeps me fully informed                  | 33.72%    | 29        |
| Keeps me fairly well informed            | 38.37%    | 33        |
| Keeps me adequately informed             | 17.44%    | 15        |
| Gives me a limited amount of information | 6.98%     | 6         |
| I rarely receive the information I need  | 3.49%     | 3         |
| <b>TOTAL</b>                             |           | <b>86</b> |

### Q24 Do you regularly make use of the following to keep up to date on school activities, programs, etc.? Check all that apply.

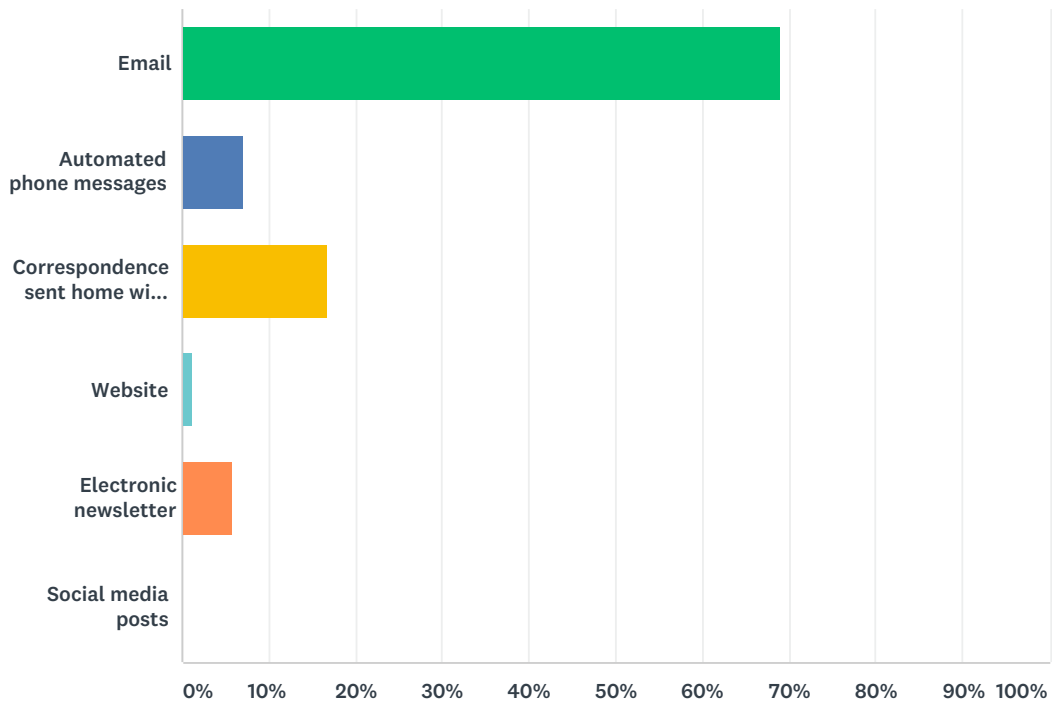
Answered: 84 Skipped: 9



| ANSWER CHOICES                                  | RESPONSES |    |
|---|-----------|----|
| Email from school                               | 75.00%    | 63 |
| Email from teachers                             | 67.86%    | 57 |
| School council meetings                         | 8.33%     | 7  |
| School website                                  | 80.95%    | 68 |
| School social media channels                    | 20.24%    | 17 |
| School newsletter                               | 79.76%    | 67 |
| Phone conversations with the school or teachers | 22.62%    | 19 |
| Correspondence sent home with your child        | 71.43%    | 60 |
| Total Respondents: 84                           |           |    |

## Q25 What is your most preferred method of communication from the school and Division?

Answered: 84 Skipped: 9

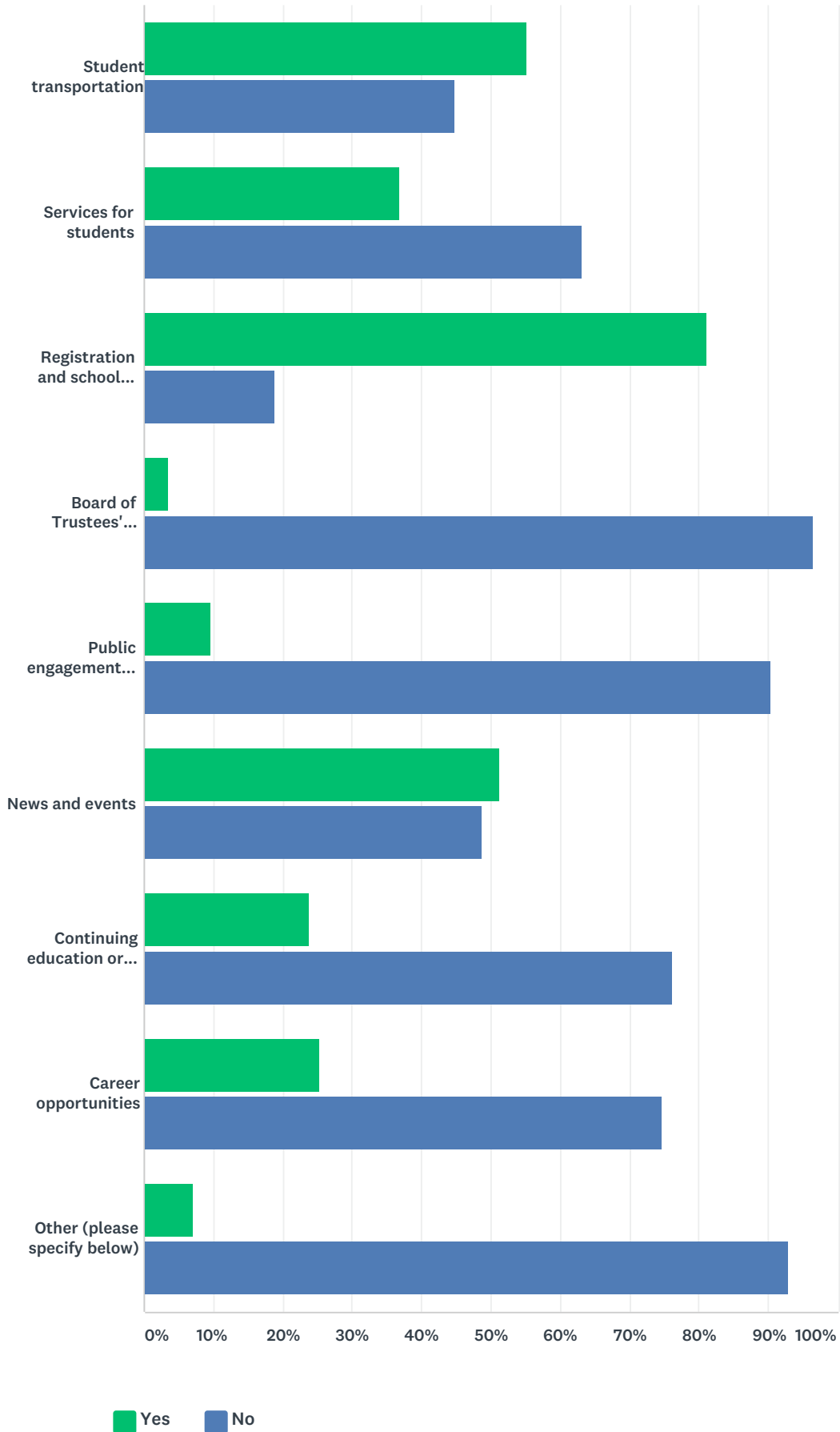


| ANSWER CHOICES                           | RESPONSES |           |
|--|-----------|-----------|
| Email                                    | 69.05%    | 58        |
| Automated phone messages                 | 7.14%     | 6         |
| Correspondence sent home with your child | 16.67%    | 14        |
| Website                                  | 1.19%     | 1         |
| Electronic newsletter                    | 5.95%     | 5         |
| Social media posts                       | 0.00%     | 0         |
| <b>TOTAL</b>                             |           | <b>84</b> |

Q26 Do you visit the Division website ([www.eips.ca](http://www.eips.ca)) for information on:

Answered: 85 Skipped: 8

### EIPS Parent Survey 2018-19



Yes No

|  | YES | NO | TOTAL | WEIGHTED AVERAGE |
|--|-----|----|-------|------------------|
|--|-----|----|-------|------------------|

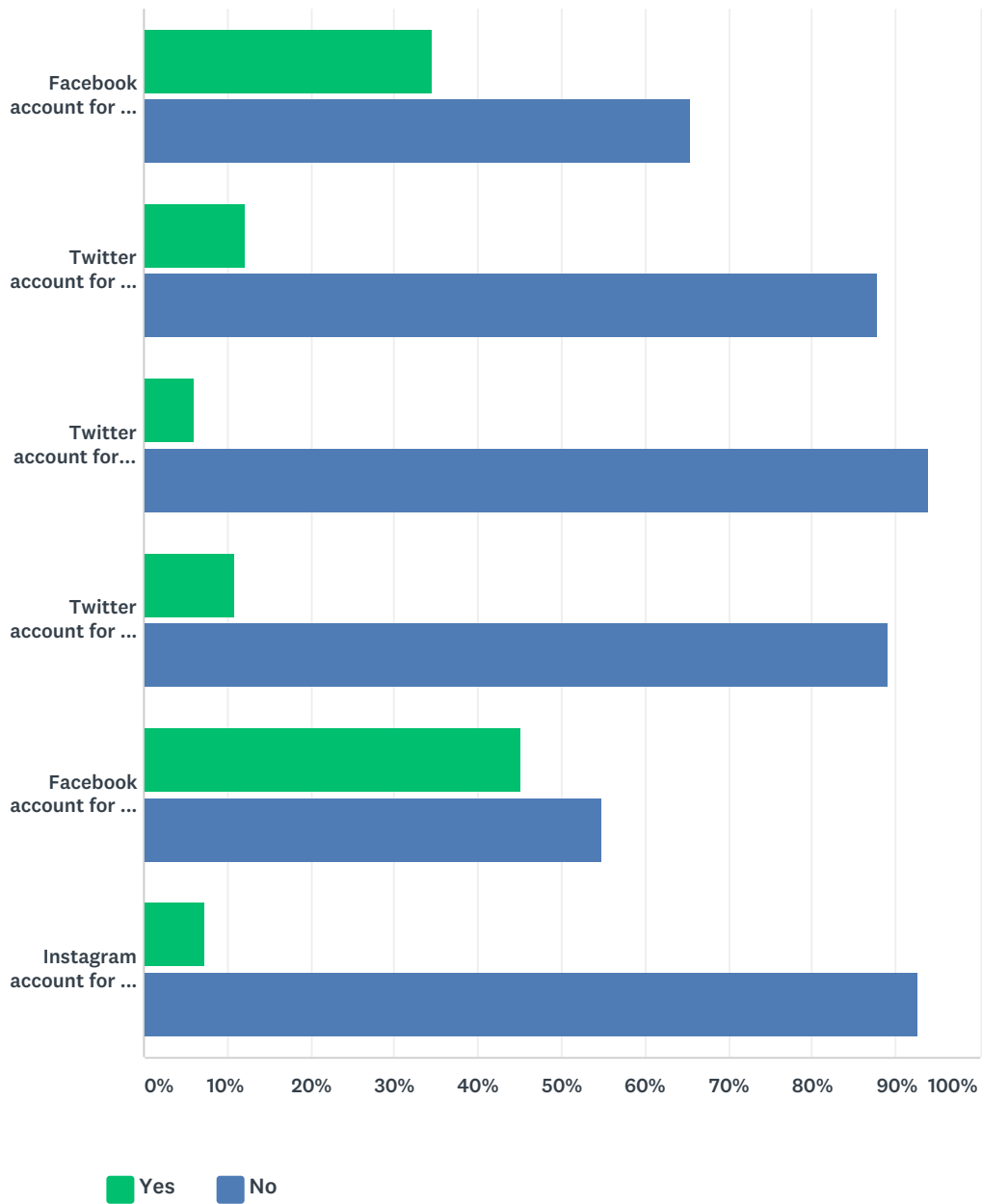
## EIPS Parent Survey 2018-19

|  |              |              |    |      |
|--|--------------|--------------|----|------|
| Student transportation                 | 55.29%<br>47 | 44.71%<br>38 | 85 | 1.55 |
| Services for students                  | 36.90%<br>31 | 63.10%<br>53 | 84 | 1.37 |
| Registration and school boundaries     | 81.18%<br>69 | 18.82%<br>16 | 85 | 1.81 |
| Board of Trustees' meetings            | 3.61%<br>3   | 96.39%<br>80 | 83 | 1.04 |
| Public engagement initiatives          | 9.64%<br>8   | 90.36%<br>75 | 83 | 1.10 |
| News and events                        | 51.19%<br>43 | 48.81%<br>41 | 84 | 1.51 |
| Continuing education or summer courses | 23.81%<br>20 | 76.19%<br>64 | 84 | 1.24 |
| Career opportunities                   | 25.30%<br>21 | 74.70%<br>62 | 83 | 1.25 |
| Other (please specify below)           | 7.02%<br>4   | 92.98%<br>53 | 57 | 1.07 |

| # | OTHER:                              | DATE               |
|---|-------------------------------------|--------------------|
| 1 | COSC agendas, minutes and resources | 3/20/2019 8:40 PM  |
| 2 | Monthly calendar                    | 3/20/2019 12:35 PM |
| 3 | Report cards and attendance         | 3/11/2019 7:31 PM  |

## Q27 The Division and schools often share news and information on social media. Do you follow:

Answered: 84 Skipped: 9



|   | YES          | NO           | TOTAL | WEIGHTED AVERAGE |
|---|--------------|--------------|-------|------------------|
| Facebook account for the Division (Facebook.com/ElkIslandPublicSchools) | 34.52%<br>29 | 65.48%<br>55 | 84    | 1.35             |
| Twitter account for the Division (@eips)                                | 12.05%<br>10 | 87.95%<br>73 | 83    | 1.12             |
| Twitter account for EIPS Student Transportation (@eipsST)               | 6.02%<br>5   | 93.98%<br>78 | 83    | 1.06             |
| Twitter account for my child's school                                   | 10.84%<br>9  | 89.16%<br>74 | 83    | 1.11             |



## EIPS Parent Survey 2018-19

---

|  |        |        |    |      |
|--|--------|--------|----|------|
| Facebook account for my child's school, if applicable  | 45.24% | 54.76% |    |      |
|  | 38     | 46     | 84 | 1.45 |
| <hr/>  |        |        |    |      |
| Instagram account for my child's school, if applicable | 7.23%  | 92.77% |    |      |
|  | 6      | 77     | 83 | 1.07 |