


Q1 What school does your child currently attend? For out-of-school learners, what is your child's home school?

Answered: 80 Skipped: 0

A.L. Horton Elementary										
Andrew School										
Ardrossan Elementary										
Ardrossan Junior Senio...										
Bev Facey Community High										
Brentwood Elementary										
Bruderheim School										
Clover Bar Junior High										
Davidson Creek Elementary										
École Campbelltown										
École Parc Élémentaire										
F.R. Haythorne Junior High										
Fort Saskatchewan...										
Fort Saskatchewan...										
Fort Saskatchewan...										
Fultonvale Elementary...										
Glen Allan Elementary										
Heritage Hills Elementary										

EIPS Parent Survey 2020-21



EIPS Parent Survey 2020-21

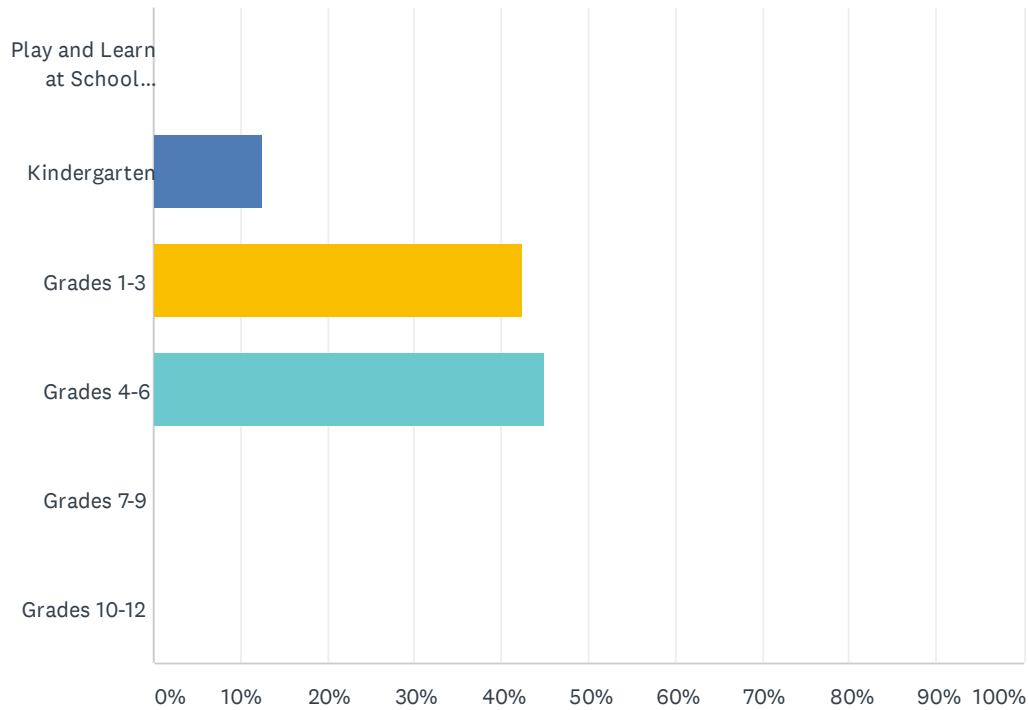
ANSWER CHOICES	RESPONSES	
A.L. Horton Elementary	0.00%	0
Andrew School	0.00%	0
Ardrossan Elementary	0.00%	0
Ardrossan Junior Senior High	0.00%	0
Bev Facey Community High	0.00%	0
Brentwood Elementary	0.00%	0
Bruderheim School	0.00%	0
Clover Bar Junior High	0.00%	0
Davidson Creek Elementary	0.00%	0
École Campbelltown	0.00%	0
École Parc Élémentaire	0.00%	0
F.R. Haythorne Junior High	0.00%	0
Fort Saskatchewan Christian	0.00%	0
Fort Saskatchewan Elementary	0.00%	0
Fort Saskatchewan High	0.00%	0
Fultonvale Elementary Junior High	0.00%	0
Glen Allan Elementary	0.00%	0
Heritage Hills Elementary	0.00%	0
James Mowat Elementary	100.00%	80
Lakeland Ridge	0.00%	0
Lamont Elementary	0.00%	0
Lamont High	0.00%	0
Mills Haven Elementary	0.00%	0
Mundare School	0.00%	0
Next Step/Outreach	0.00%	0
Pine Street Elementary	0.00%	0
Rudolph Hennig Junior High	0.00%	0
Salisbury Composite High	0.00%	0
Sherwood Heights Junior High	0.00%	0
SouthPointe School	0.00%	0
Strathcona Christian Academy Elementary	0.00%	0
Strathcona Christian Academy Secondary	0.00%	0
Uncas Elementary	0.00%	0

EIPS Parent Survey 2020-21

Vegreville Composite High	0.00%	0
Wes Hosford Elementary	0.00%	0
Westboro Elementary	0.00%	0
Win Ferguson Elementary	0.00%	0
Woodbridge Farms Elementary	0.00%	0
TOTAL		80

Q2 What grade is your child currently in?

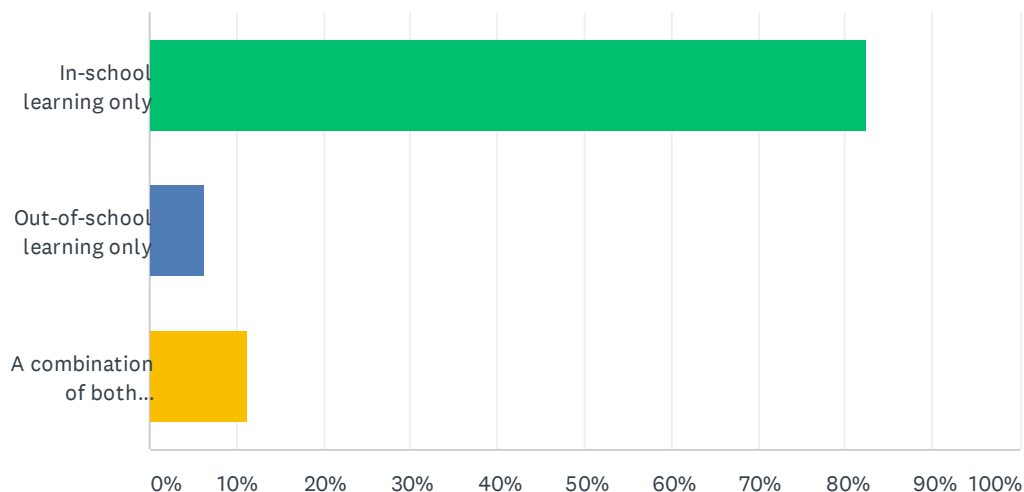
Answered: 80 Skipped: 0



ANSWER CHOICES	RESPONSES	
Play and Learn at School (PALS)	0.00%	0
Kindergarten	12.50%	10
Grades 1-3	42.50%	34
Grades 4-6	45.00%	36
Grades 7-9	0.00%	0
Grades 10-12	0.00%	0
TOTAL		80

Q3 A number of times this year, you could choose in-school or out-of-school learning for your child. What type of learning did you choose for you child this year? When answering this question, disregard the requirement to move to out-of-school learning when mandated by the Government of Alberta or if your child was required to temporarily self-isolate after being identified as a close contact of a confirmed case of COVID-19.

Answered: 80 Skipped: 0



ANSWER CHOICES	RESPONSES	
In-school learning only	82.50%	66
Out-of-school learning only	6.25%	5
A combination of both in-school and out-of-school learning	11.25%	9
TOTAL		80

Q4 As a result of being in the Play and Learn at School (PALS) program, my child's demonstrating growth in their development.

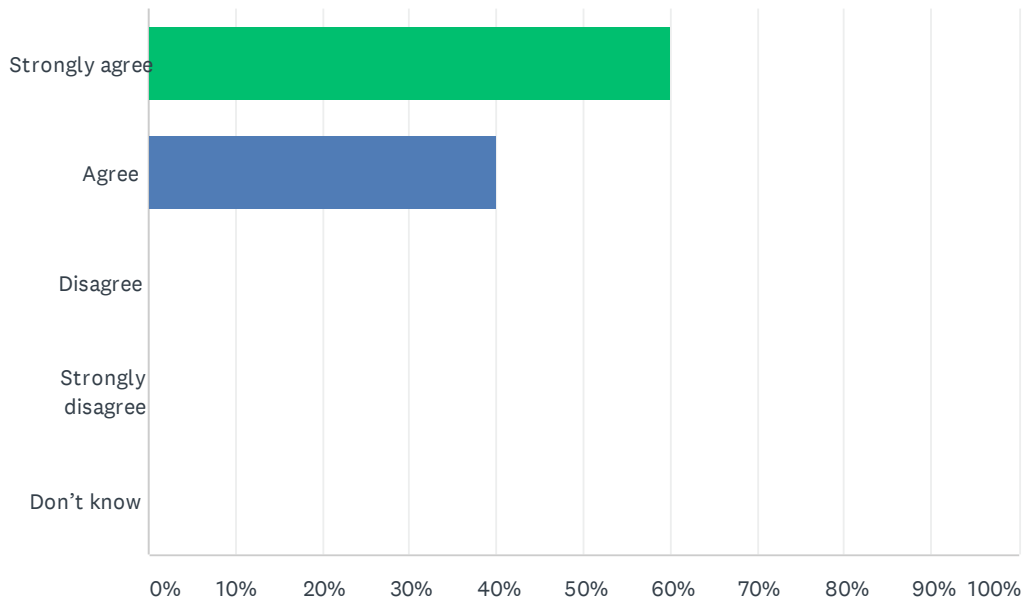
Answered: 0 Skipped: 80

 No matching responses.

ANSWER CHOICES	RESPONSES	
Strongly agree	0.00%	0
Agree	0.00%	0
Disagree	0.00%	0
Strongly disagree	0.00%	0
Don't know	0.00%	0
TOTAL		0

Q5 As a result of being in the Kindergarten program, my child's becoming ready to enter Grade 1.

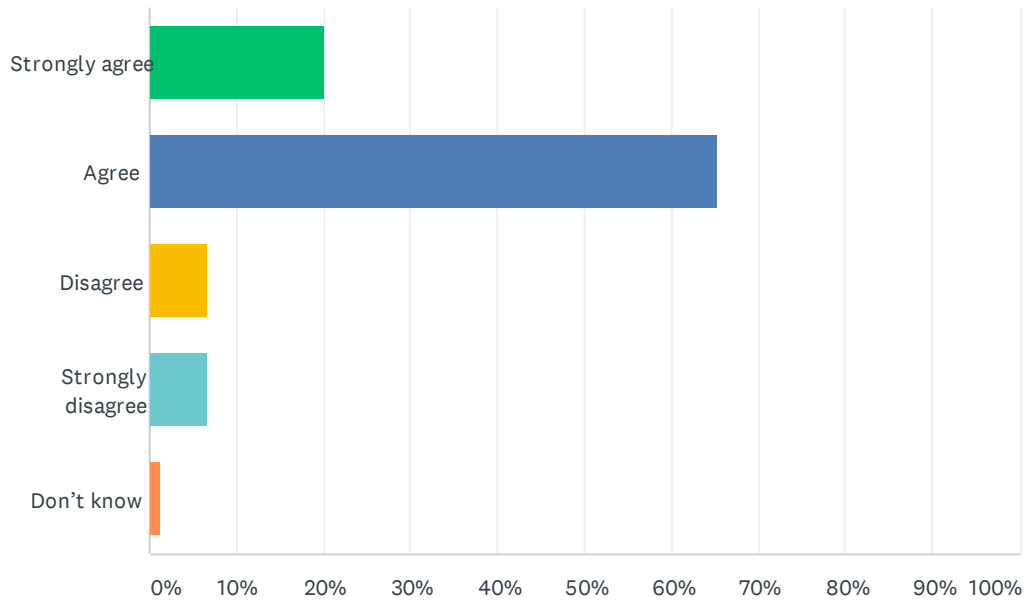
Answered: 10 Skipped: 70



ANSWER CHOICES	RESPONSES	
Strongly agree	60.00%	6
Agree	40.00%	4
Disagree	0.00%	0
Strongly disagree	0.00%	0
Don't know	0.00%	0
TOTAL		10

Q6 My child's individual needs are met.

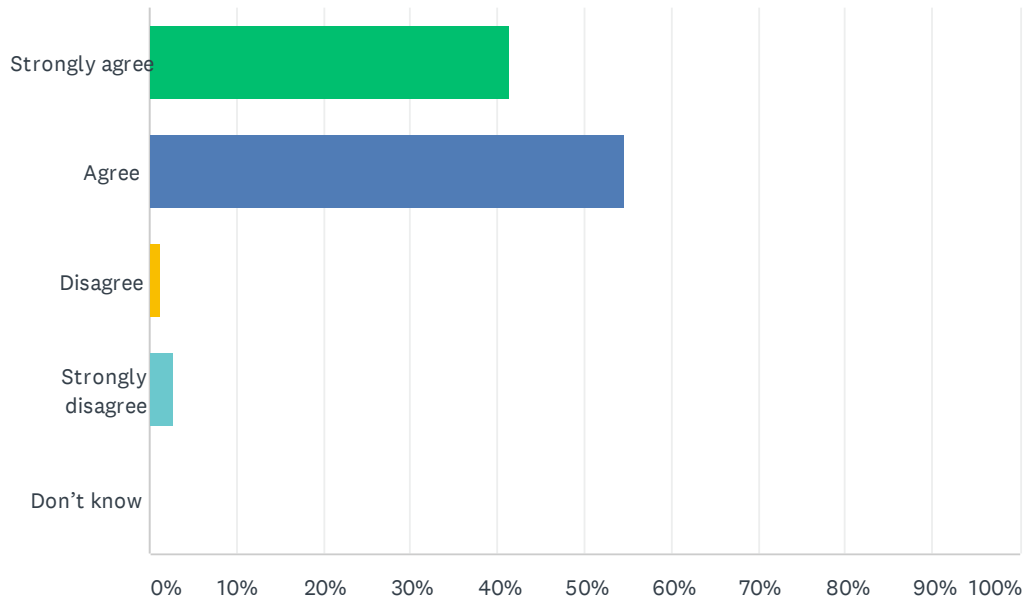
Answered: 75 Skipped: 5



ANSWER CHOICES	RESPONSES	
Strongly agree	20.00%	15
Agree	65.33%	49
Disagree	6.67%	5
Strongly disagree	6.67%	5
Don't know	1.33%	1
TOTAL		75

Q7 My child's encouraged to do their best.

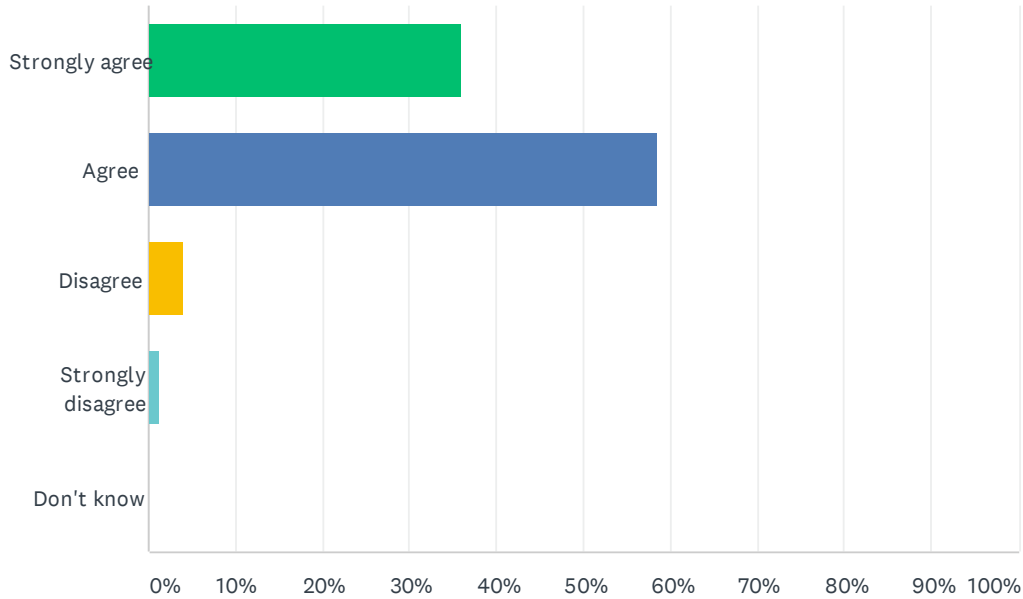
Answered: 75 Skipped: 5



ANSWER CHOICES	RESPONSES	
Strongly agree	41.33%	31
Agree	54.67%	41
Disagree	1.33%	1
Strongly disagree	2.67%	2
Don't know	0.00%	0
TOTAL		75

Q8 My child's demonstrating growth in literacy.

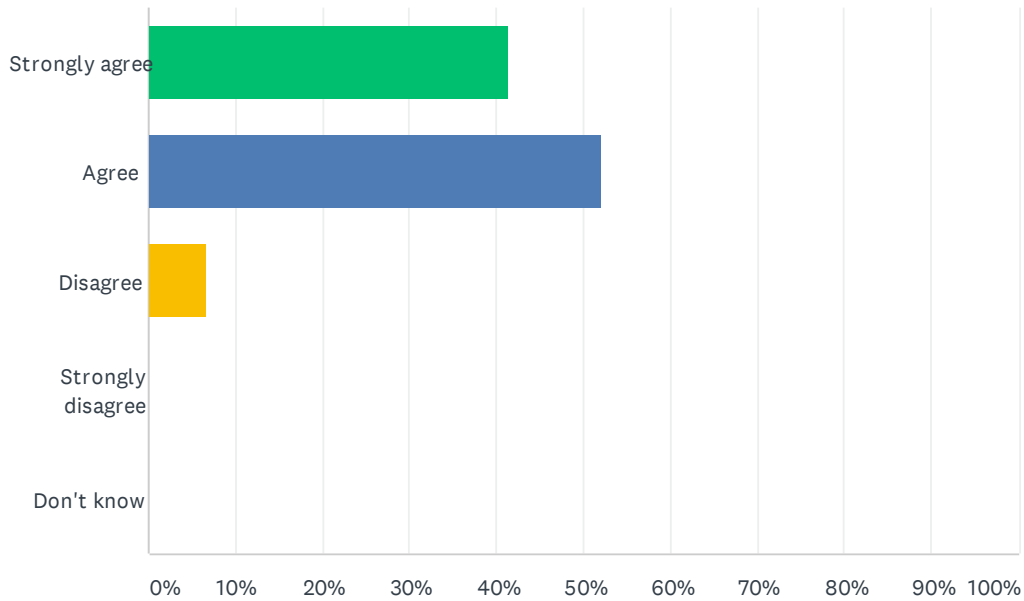
Answered: 75 Skipped: 5



ANSWER CHOICES	RESPONSES	
Strongly agree	36.00%	27
Agree	58.67%	44
Disagree	4.00%	3
Strongly disagree	1.33%	1
Don't know	0.00%	0
TOTAL		75

Q9 My child's demonstrating growth in numeracy.

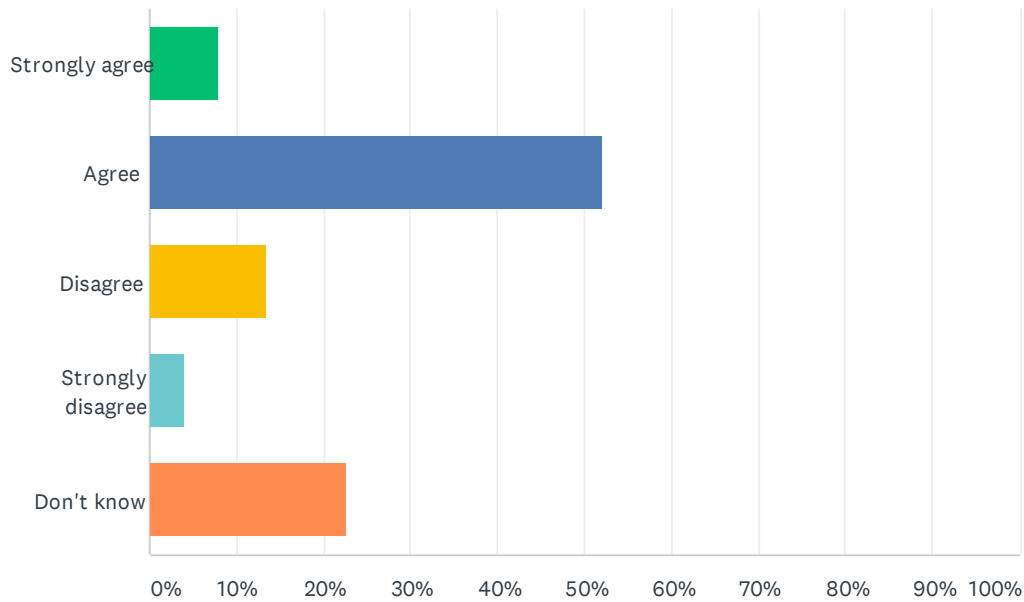
Answered: 75 Skipped: 5



ANSWER CHOICES	RESPONSES	
Strongly agree	41.33%	31
Agree	52.00%	39
Disagree	6.67%	5
Strongly disagree	0.00%	0
Don't know	0.00%	0
TOTAL		75

Q10 My child has an understanding of First Nations, Métis and Inuit culture and history.

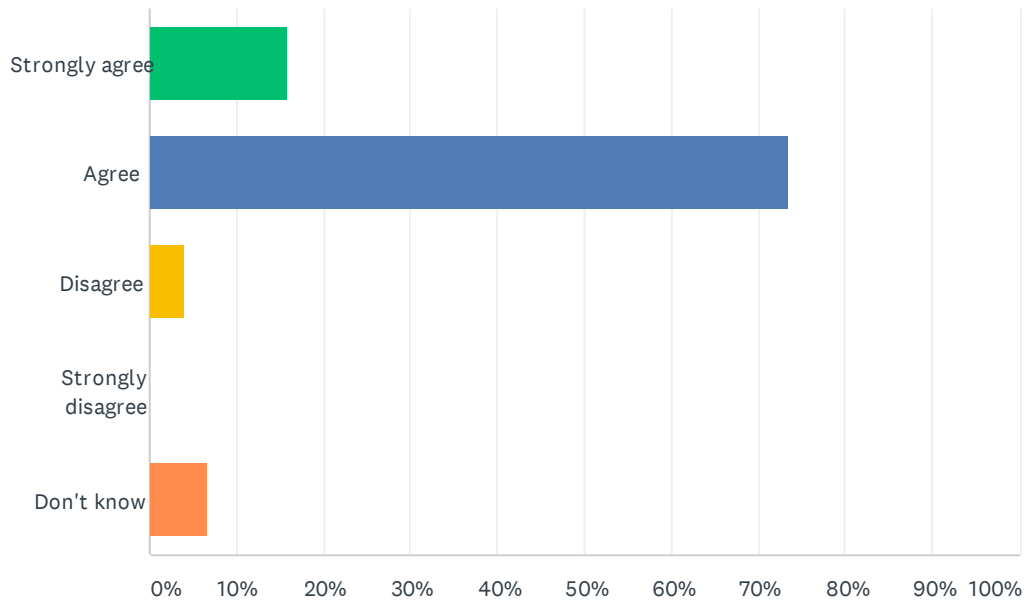
Answered: 75 Skipped: 5



ANSWER CHOICES	RESPONSES	
Strongly agree	8.00%	6
Agree	52.00%	39
Disagree	13.33%	10
Strongly disagree	4.00%	3
Don't know	22.67%	17
TOTAL		75

Q11 My child's learning the knowledge, skills and attitudes necessary to be successful in life.

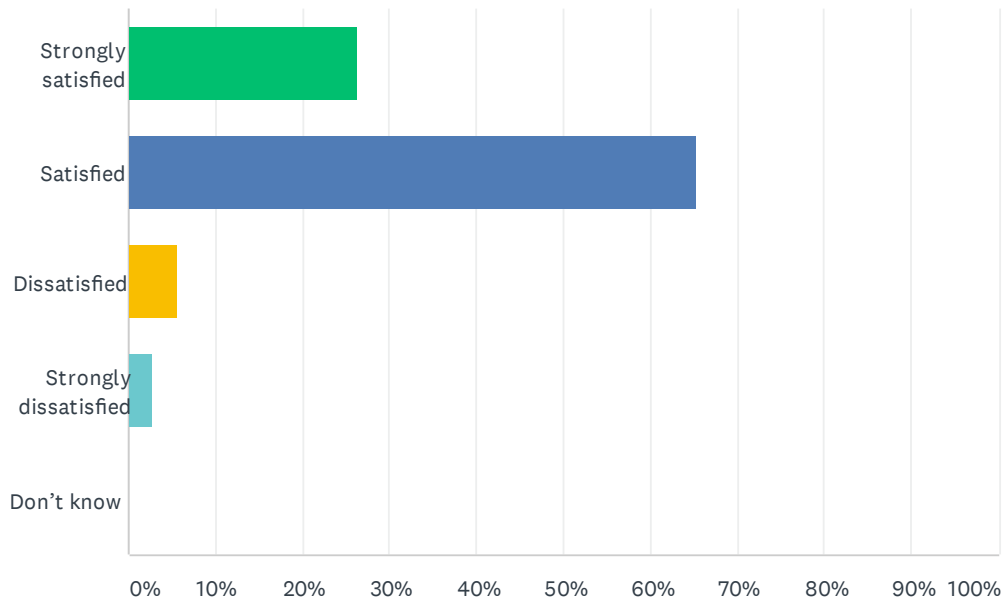
Answered: 75 Skipped: 5



ANSWER CHOICES	RESPONSES	
Strongly agree	16.00%	12
Agree	73.33%	55
Disagree	4.00%	3
Strongly disagree	0.00%	0
Don't know	6.67%	5
TOTAL		75

Q12 How satisfied are you with the quality of education your child's receiving at school?

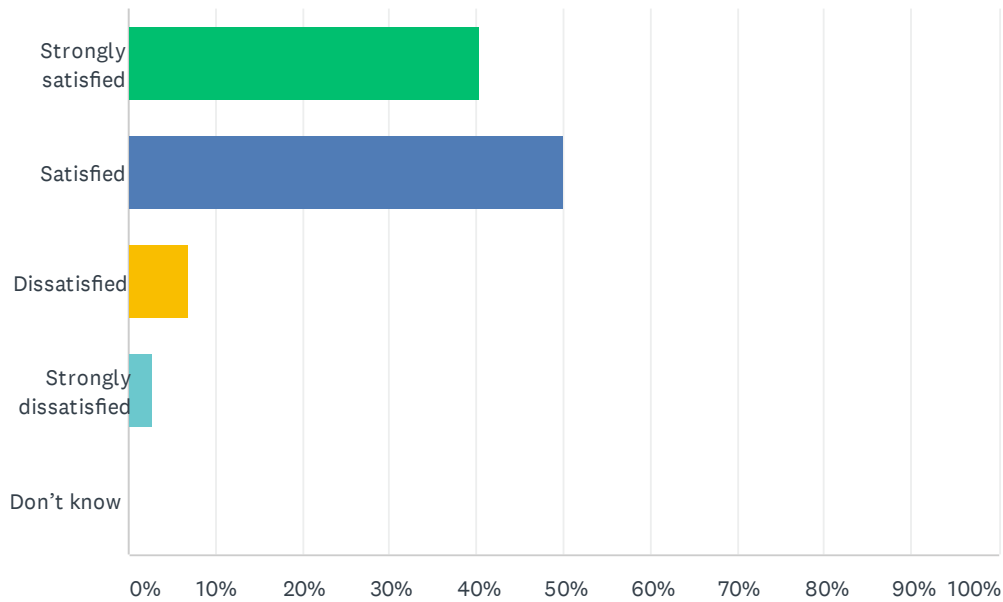
Answered: 72 Skipped: 8



ANSWER CHOICES	RESPONSES	
Strongly satisfied	26.39%	19
Satisfied	65.28%	47
Dissatisfied	5.56%	4
Strongly dissatisfied	2.78%	2
Don't know	0.00%	0
TOTAL		72

Q13 How satisfied are you with the quality of teaching at your child's school?

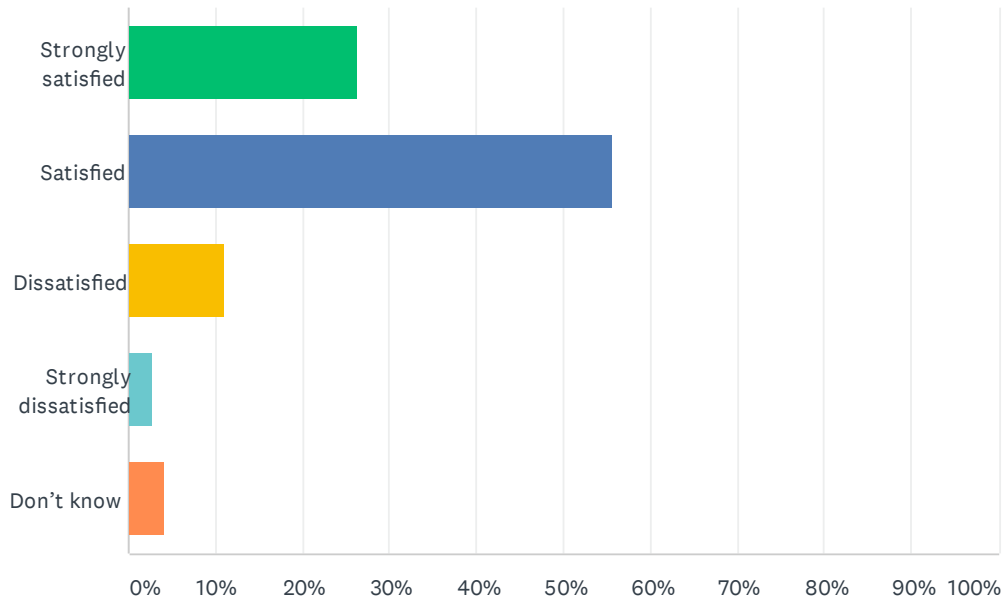
Answered: 72 Skipped: 8



ANSWER CHOICES	RESPONSES	
Strongly satisfied	40.28%	29
Satisfied	50.00%	36
Dissatisfied	6.94%	5
Strongly dissatisfied	2.78%	2
Don't know	0.00%	0
TOTAL		72

Q14 How satisfied are you with the leadership at your child's school?

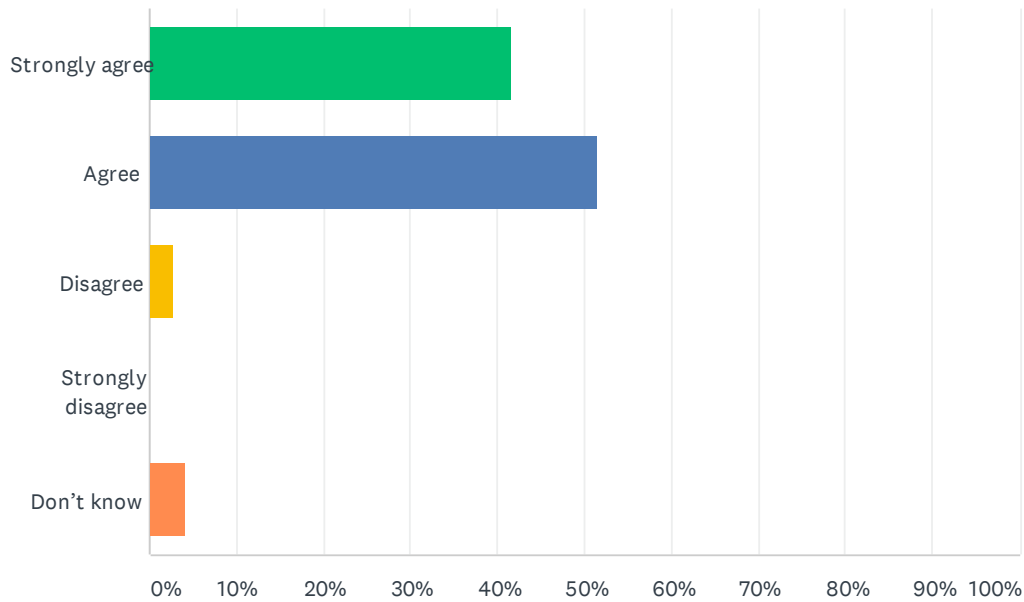
Answered: 72 Skipped: 8



ANSWER CHOICES	RESPONSES	
Strongly satisfied	26.39%	19
Satisfied	55.56%	40
Dissatisfied	11.11%	8
Strongly dissatisfied	2.78%	2
Don't know	4.17%	3
TOTAL		72

Q15 My child's school encourages my child to be a responsible, respectful and engaged citizen.

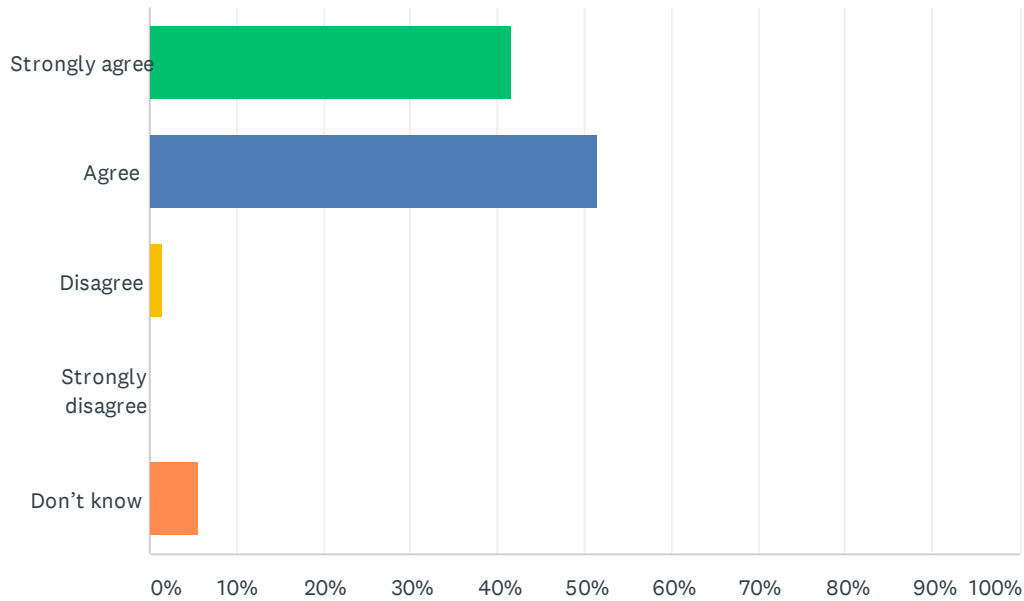
Answered: 72 Skipped: 8



ANSWER CHOICES	RESPONSES	
Strongly agree	41.67%	30
Agree	51.39%	37
Disagree	2.78%	2
Strongly disagree	0.00%	0
Don't know	4.17%	3
TOTAL		72

Q16 School staff care about my child.

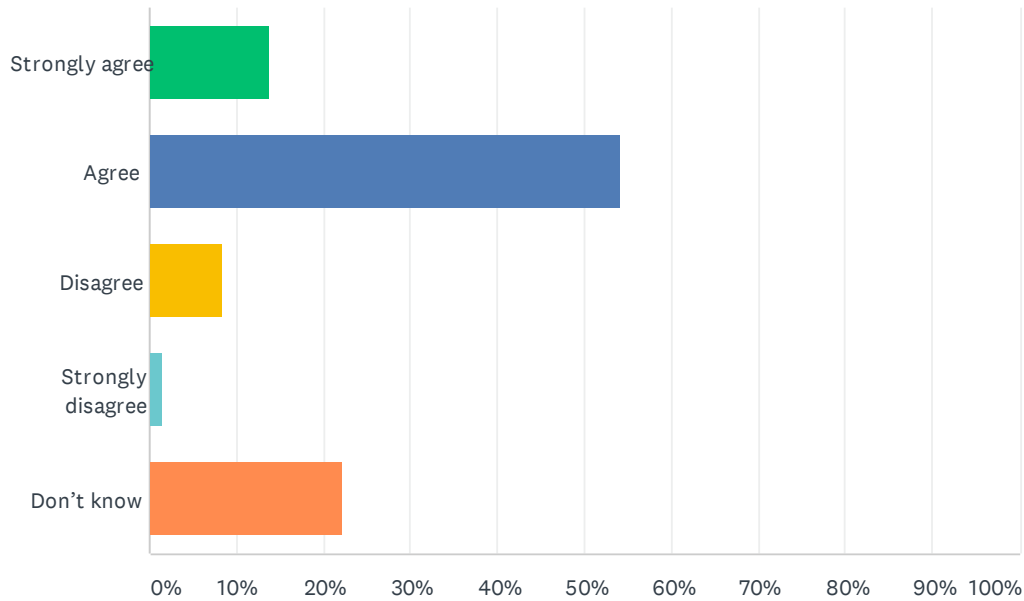
Answered: 72 Skipped: 8



ANSWER CHOICES	RESPONSES	
Strongly agree	41.67%	30
Agree	51.39%	37
Disagree	1.39%	1
Strongly disagree	0.00%	0
Don't know	5.56%	4
TOTAL		72

Q17 My child's school handles discipline fairly and reasonably.

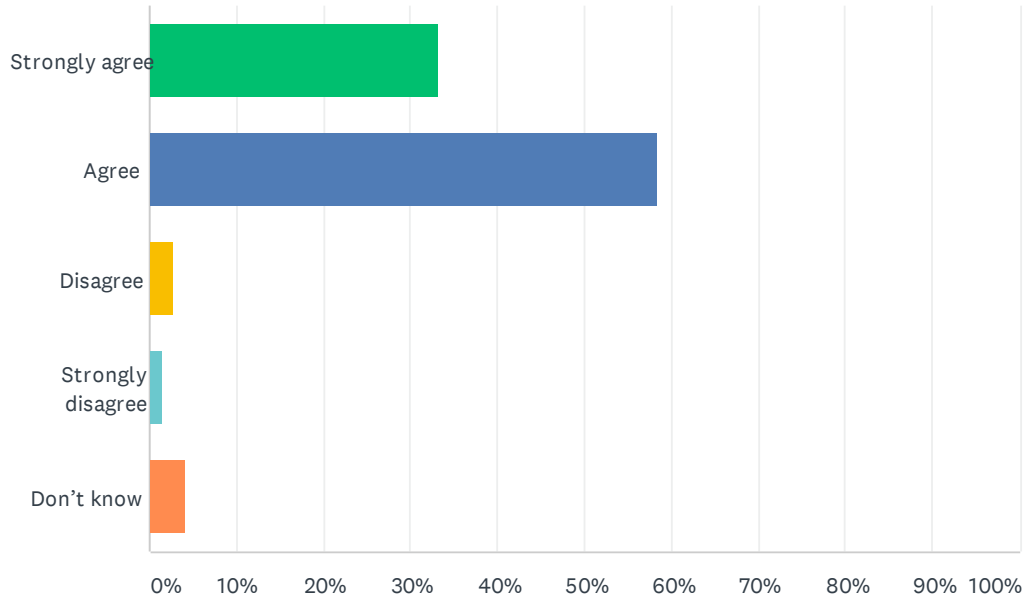
Answered: 72 Skipped: 8



ANSWER CHOICES	RESPONSES	
Strongly agree	13.89%	10
Agree	54.17%	39
Disagree	8.33%	6
Strongly disagree	1.39%	1
Don't know	22.22%	16
TOTAL		72

Q18 My child's school is safe.

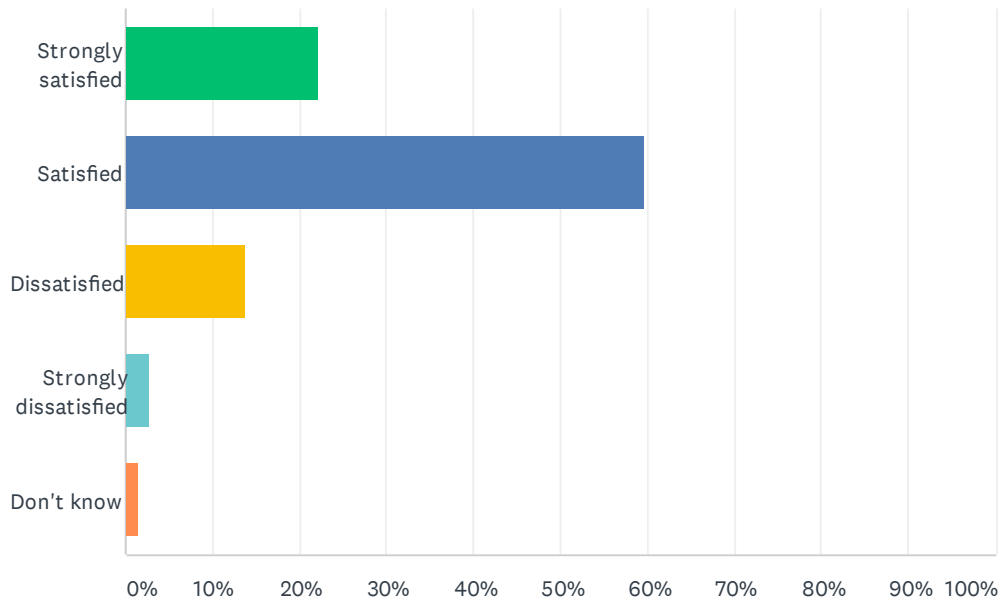
Answered: 72 Skipped: 8



ANSWER CHOICES	RESPONSES	
Strongly agree	33.33%	24
Agree	58.33%	42
Disagree	2.78%	2
Strongly disagree	1.39%	1
Don't know	4.17%	3
TOTAL		72

Q19 How satisfied are you with the resources available to support your child's learning?

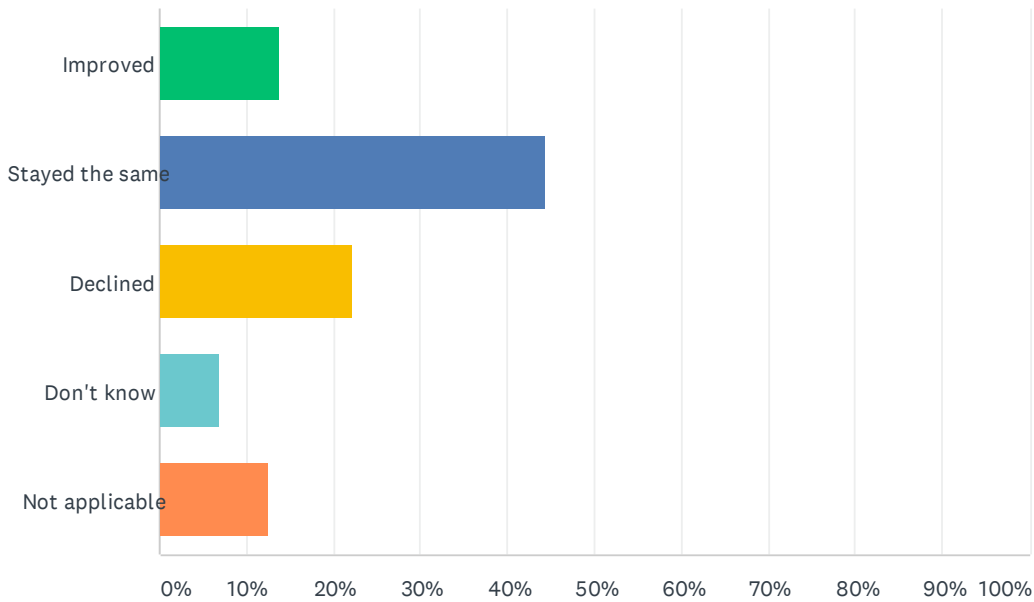
Answered: 72 Skipped: 8



ANSWER CHOICES	RESPONSES	
Strongly satisfied	22.22%	16
Satisfied	59.72%	43
Dissatisfied	13.89%	10
Strongly dissatisfied	2.78%	2
Don't know	1.39%	1
TOTAL		72

Q20 In your opinion, has the quality of education your child experienced improved, stayed the same or declined in the past three years?

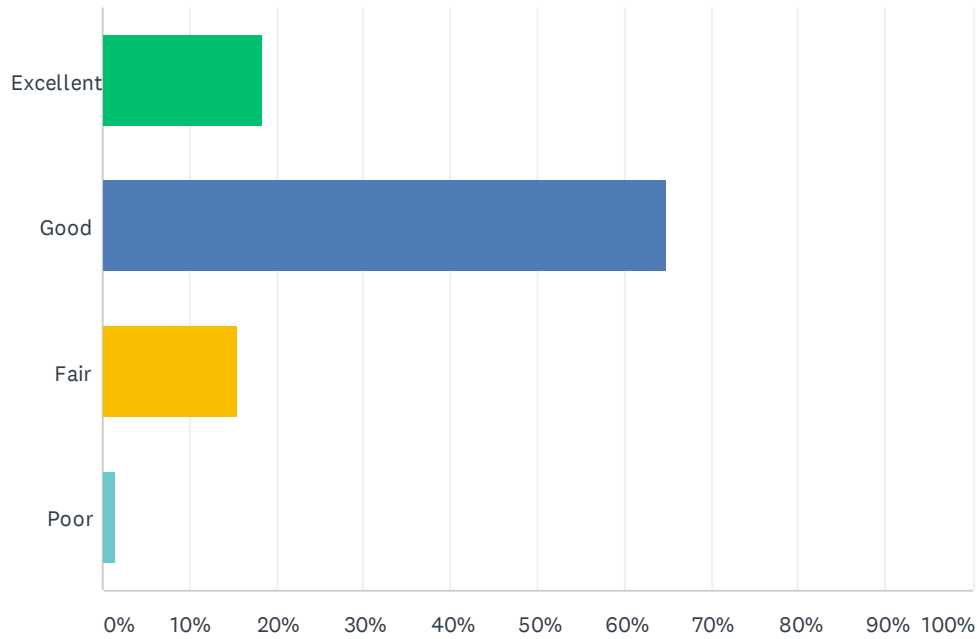
Answered: 72 Skipped: 8



ANSWER CHOICES	RESPONSES	
Improved	13.89%	10
Stayed the same	44.44%	32
Declined	22.22%	16
Don't know	6.94%	5
Not applicable	12.50%	9
TOTAL		72

Q21 How do you rate the physical condition of your child's school?

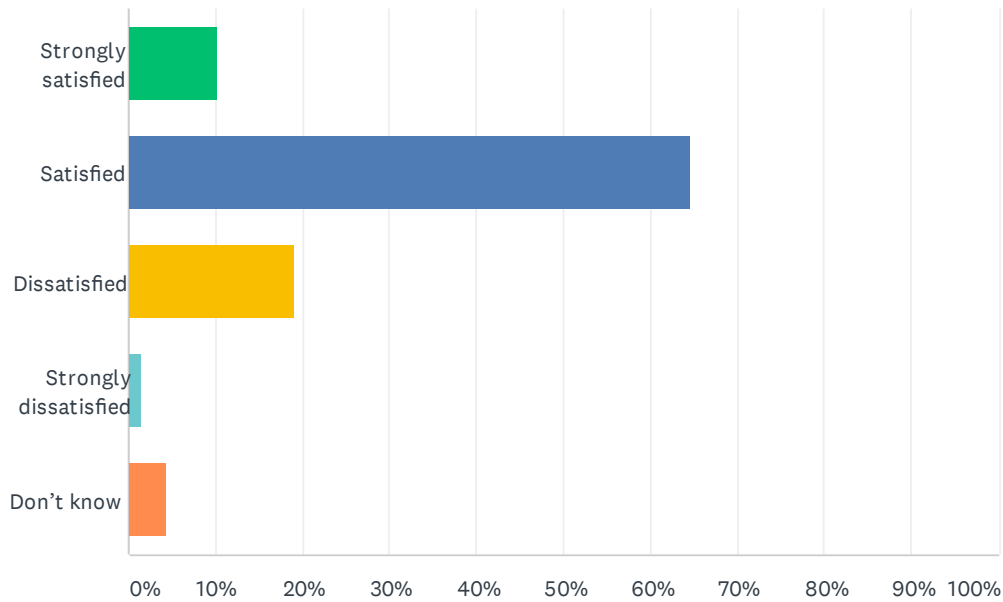
Answered: 71 Skipped: 9



ANSWER CHOICES	RESPONSES	
Excellent	18.31%	13
Good	64.79%	46
Fair	15.49%	11
Poor	1.41%	1
TOTAL		71

Q22 How satisfied are you with the opportunities provided to be involved in your child's education?

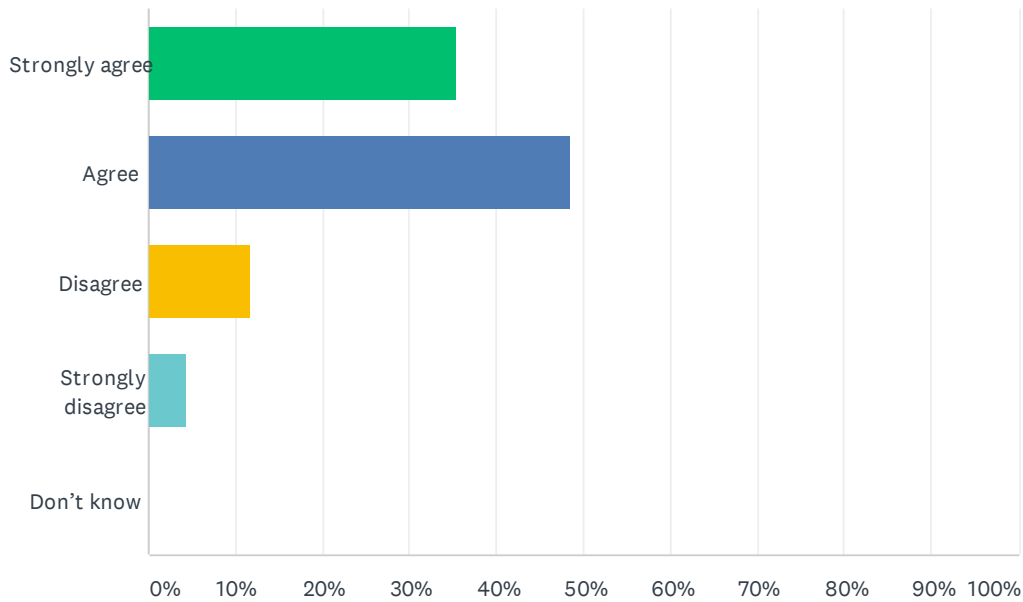
Answered: 68 Skipped: 12



ANSWER CHOICES	RESPONSES	
Strongly satisfied	10.29%	7
Satisfied	64.71%	44
Dissatisfied	19.12%	13
Strongly dissatisfied	1.47%	1
Don't know	4.41%	3
TOTAL		68

Q23 The school keeps me informed about my child's progress and achievement.

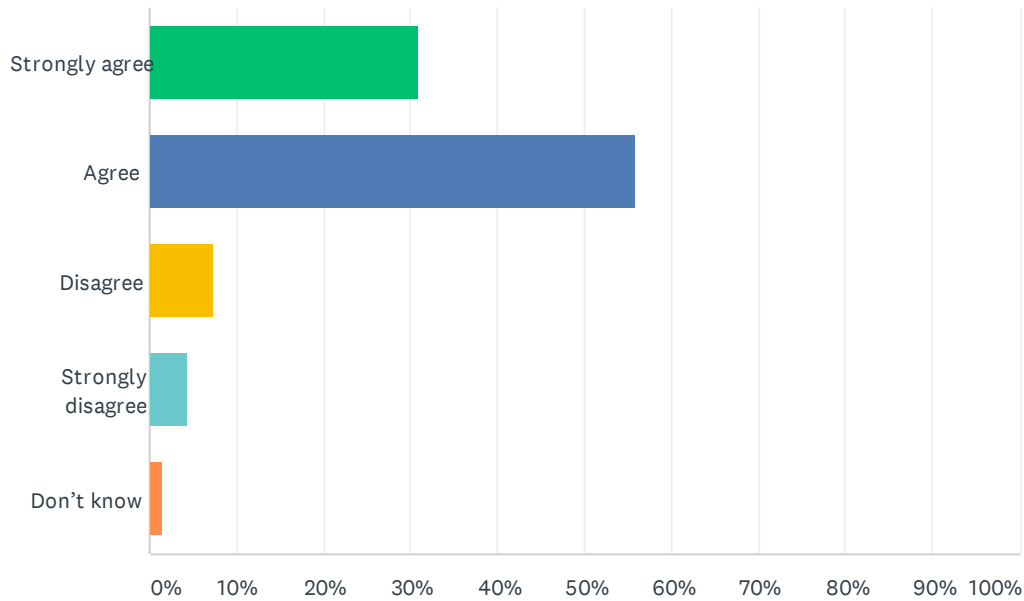
Answered: 68 Skipped: 12



ANSWER CHOICES	RESPONSES	
Strongly agree	35.29%	24
Agree	48.53%	33
Disagree	11.76%	8
Strongly disagree	4.41%	3
Don't know	0.00%	0
TOTAL		68

Q24 There is open and honest communication within my child's school.

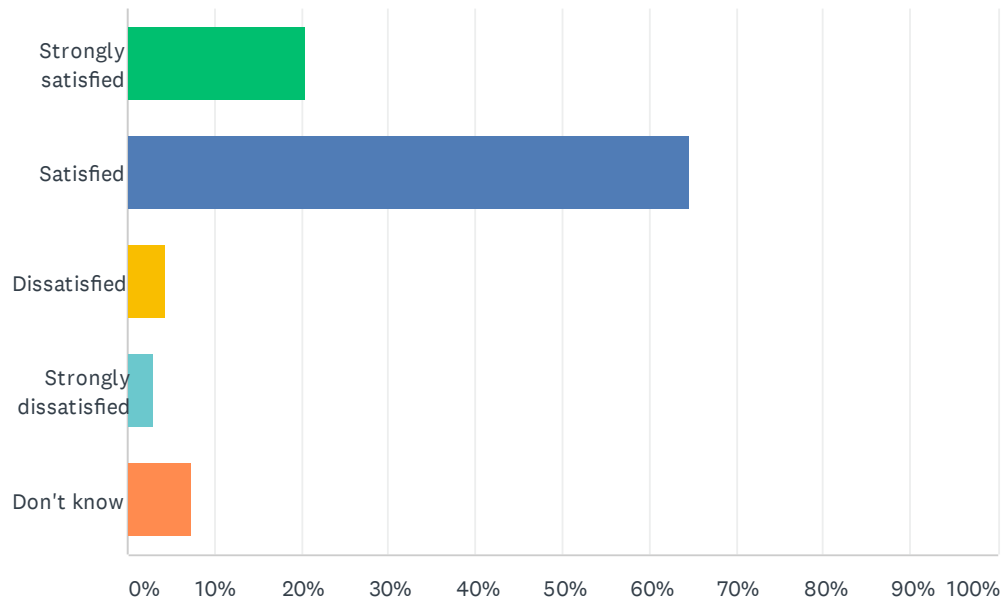
Answered: 68 Skipped: 12



ANSWER CHOICES	RESPONSES	
Strongly agree	30.88%	21
Agree	55.88%	38
Disagree	7.35%	5
Strongly disagree	4.41%	3
Don't know	1.47%	1
TOTAL		68

Q25 How satisfied are you with the Division's commitment to engaging families in matters that affect public education?

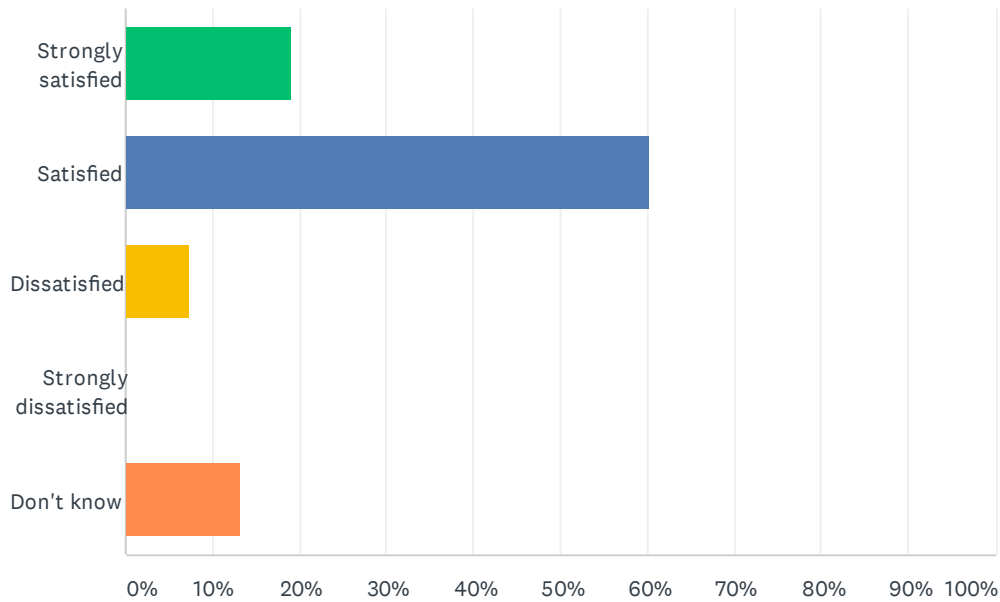
Answered: 68 Skipped: 12



ANSWER CHOICES	RESPONSES	
Strongly satisfied	20.59%	14
Satisfied	64.71%	44
Dissatisfied	4.41%	3
Strongly dissatisfied	2.94%	2
Don't know	7.35%	5
TOTAL		68

Q26 How satisfied are you with the Division's commitment to advocating for public education?

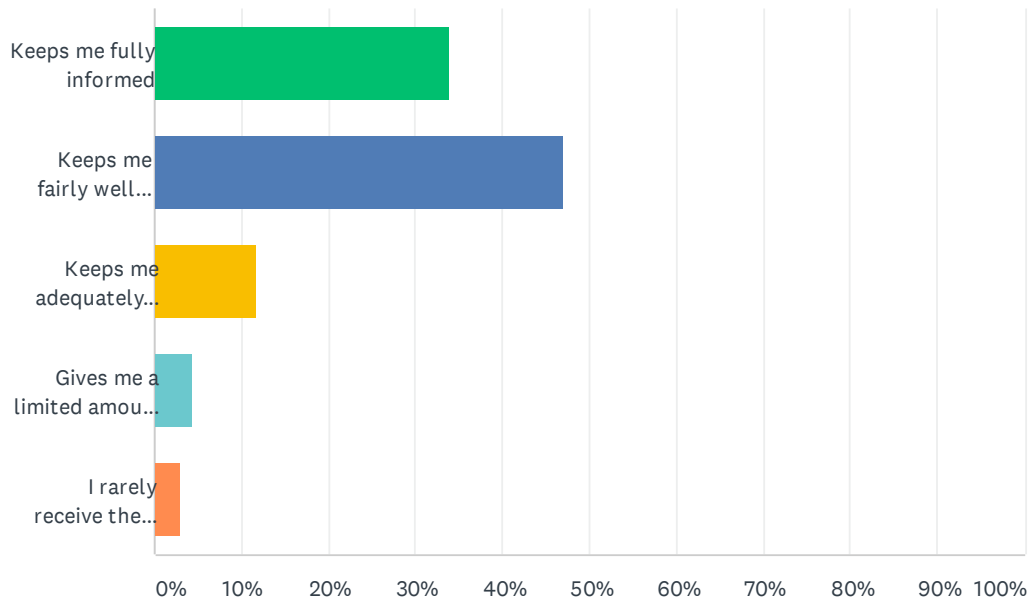
Answered: 68 Skipped: 12



ANSWER CHOICES	RESPONSES	
Strongly satisfied	19.12%	13
Satisfied	60.29%	41
Dissatisfied	7.35%	5
Strongly dissatisfied	0.00%	0
Don't know	13.24%	9
TOTAL		68

Q27 Elk Island Public Schools appreciates the opportunity to stay connected with parents about news, activities, programs and other matters of importance. What is your impression of the communication you receive from your child's school?

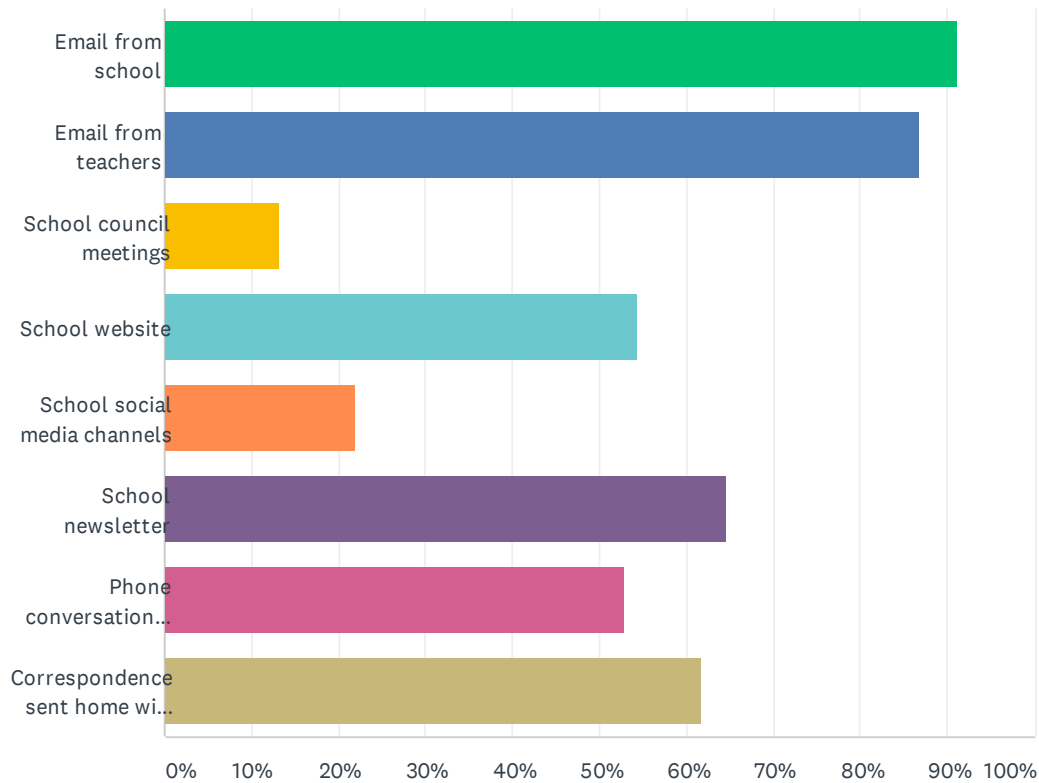
Answered: 68 Skipped: 12



ANSWER CHOICES	RESPONSES	
Keeps me fully informed	33.82%	23
Keeps me fairly well informed	47.06%	32
Keeps me adequately informed	11.76%	8
Gives me a limited amount of information	4.41%	3
I rarely receive the information I need	2.94%	2
TOTAL		68

Q28 Do you regularly make use of the following to keep up to date on school activities, programs, etc.? Check all that apply.

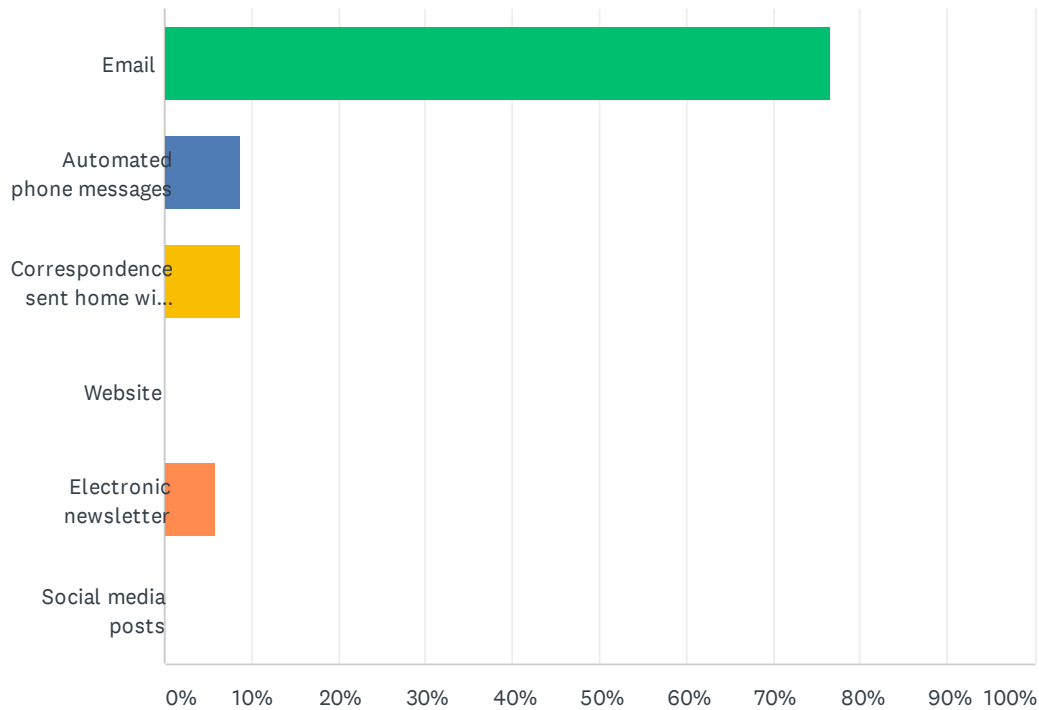
Answered: 68 Skipped: 12



ANSWER CHOICES	RESPONSES	
Email from school	91.18%	62
Email from teachers	86.76%	59
School council meetings	13.24%	9
School website	54.41%	37
School social media channels	22.06%	15
School newsletter	64.71%	44
Phone conversations with the school or teachers	52.94%	36
Correspondence sent home with my child	61.76%	42
Total Respondents: 68		

Q29 What is your most preferred method of communication from the school and Division?

Answered: 68 Skipped: 12



ANSWER CHOICES	RESPONSES	
Email	76.47%	52
Automated phone messages	8.82%	6
Correspondence sent home with my child	8.82%	6
Website	0.00%	0
Electronic newsletter	5.88%	4
Social media posts	0.00%	0
TOTAL		68

Q30 Do you visit the Division website (www.eips.ca) for information on:

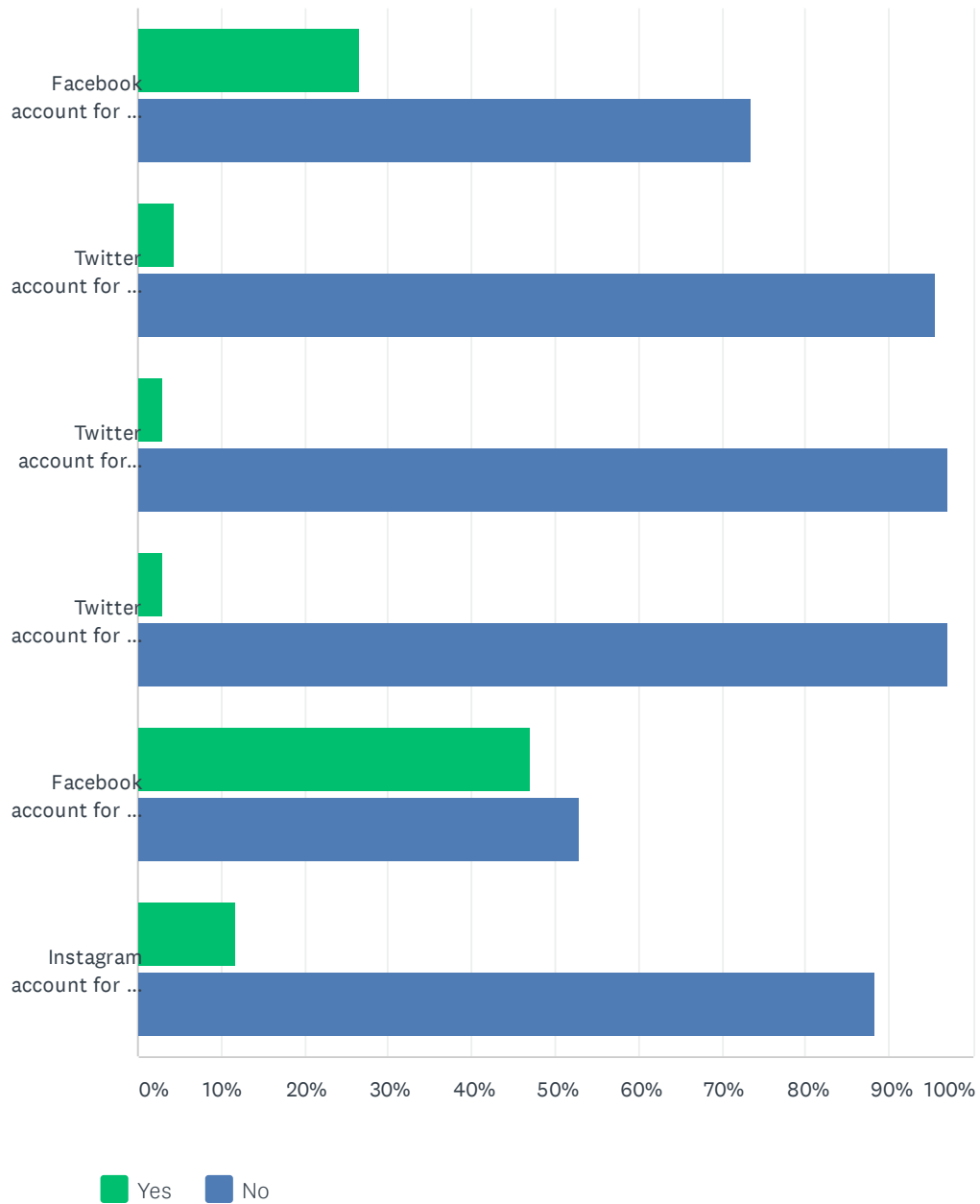
Answered: 68 Skipped: 12

Editor's note:

As Question #30 is only relevant at the Division level, responses have been omitted in the school-level data. As such, pages 35-36 have been excluded from this document.

Q31 The Division and schools often share news and information on social media. Do you follow:

Answered: 68 Skipped: 12



EIPS Parent Survey 2020-21

	YES	NO	TOTAL	WEIGHTED AVERAGE
Facebook account for the Division (@ElkIslandPublicSchools)	26.47% 18	73.53% 50	68	1.26
Twitter account for the Division (@eips)	4.41% 3	95.59% 65	68	1.04
Twitter account for EIPS Student Transportation (@eipsST)	2.99% 2	97.01% 65	67	1.03
Twitter account for my child's school, if applicable	2.94% 2	97.06% 66	68	1.03
Facebook account for my child's school, if applicable	47.06% 32	52.94% 36	68	1.47
Instagram account for my child's school, if applicable	11.76% 8	88.24% 60	68	1.12