


Q1 What school does your child currently attend?

Answered: 82 Skipped: 0



EIPS Parent Survey 2021-22



EIPS Parent Survey 2021-22

0% 10% 20% 30% 40% 50% 60% 70% 80% 90% 100%

EIPS Parent Survey 2021-22

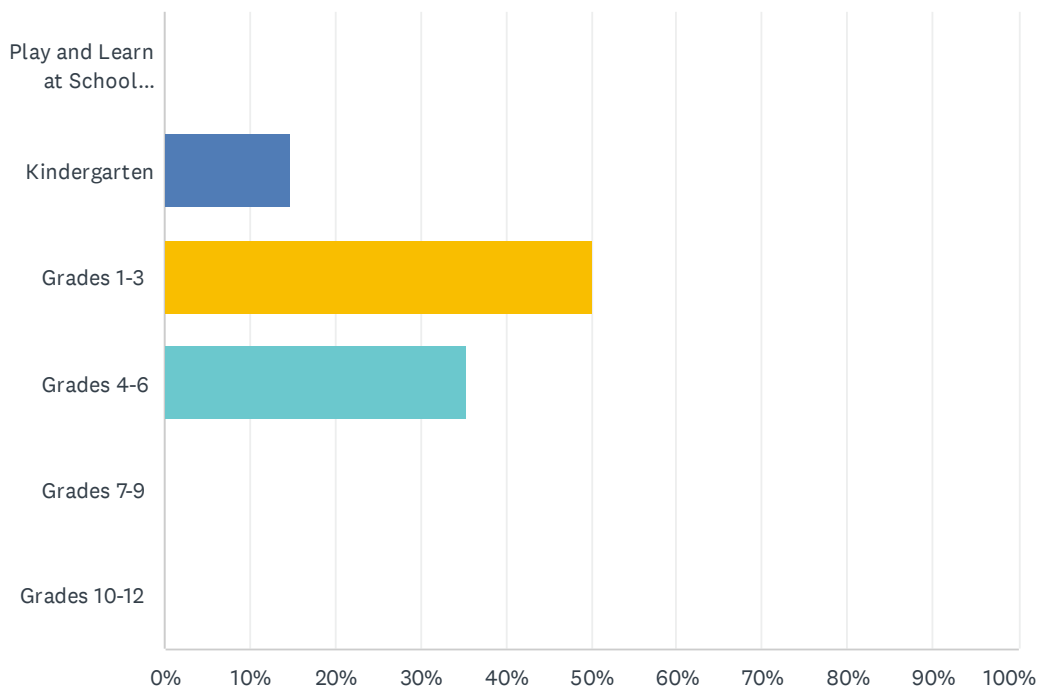
ANSWER CHOICES	RESPONSES	
A.L. Horton Elementary	0.00%	0
Andrew School	0.00%	0
Ardrossan Elementary	0.00%	0
Ardrossan Junior Senior High	0.00%	0
Bev Facey Community High	0.00%	0
Brentwood Elementary	0.00%	0
Bruderheim School	0.00%	0
Clover Bar Junior High	0.00%	0
Davidson Creek Elementary	0.00%	0
École Campbelltown	0.00%	0
École Parc Élémentaire	0.00%	0
F.R. Haythorne Junior High	0.00%	0
Fort Saskatchewan Christian	0.00%	0
Fort Saskatchewan Elementary	0.00%	0
Fort Saskatchewan High	0.00%	0
Fultonvale Elementary Junior High	0.00%	0
Glen Allan Elementary	0.00%	0
Heritage Hills Elementary	0.00%	0
James Mowat Elementary	100.00%	82
Lakeland Ridge	0.00%	0
Lamont Elementary	0.00%	0
Lamont High	0.00%	0
Mills Haven Elementary	0.00%	0
Mundare School	0.00%	0
Next Step/Outreach	0.00%	0
Pine Street Elementary	0.00%	0
Rudolph Hennig Junior High	0.00%	0
Salisbury Composite High	0.00%	0
Sherwood Heights Junior High	0.00%	0
SouthPointe School	0.00%	0
Strathcona Christian Academy Elementary	0.00%	0
Strathcona Christian Academy Secondary	0.00%	0

EIPS Parent Survey 2021-22

Uncas Elementary	0.00%	0
Vegreville Composite High	0.00%	0
Wes Hosford Elementary	0.00%	0
Westboro Elementary	0.00%	0
Win Ferguson Elementary	0.00%	0
Woodbridge Farms Elementary	0.00%	0
Home Education	0.00%	0
TOTAL		82

Q2 What grade is your child currently in?

Answered: 82 Skipped: 0



ANSWER CHOICES	RESPONSES	
Play and Learn at School (PALS)	0.00%	0
Kindergarten	14.63%	12
Grades 1-3	50.00%	41
Grades 4-6	35.37%	29
Grades 7-9	0.00%	0
Grades 10-12	0.00%	0
TOTAL		82

Q3 As a result of being in the Play and Learn at School (PALS) program, my child's demonstrating growth in their development.

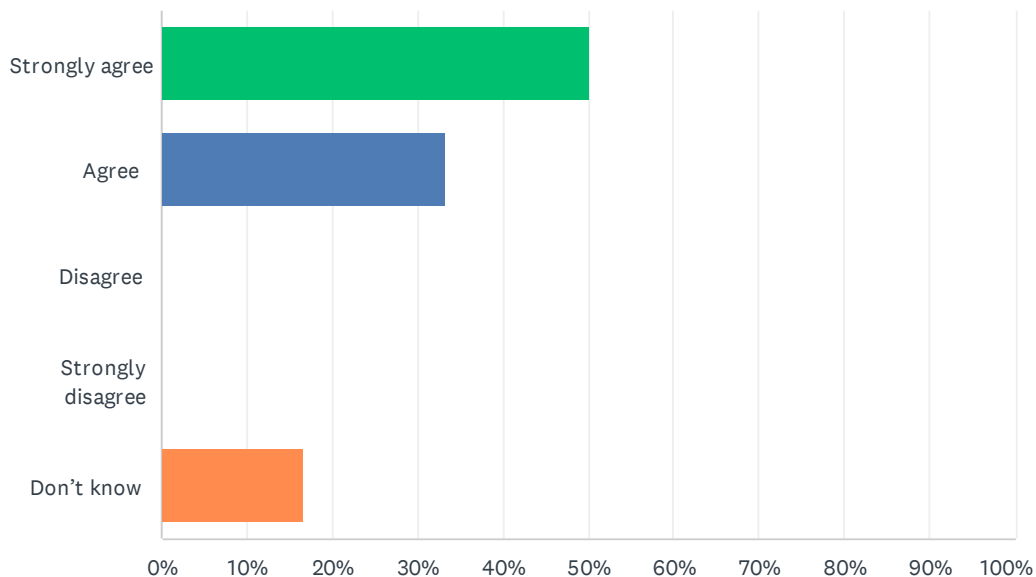
Answered: 0 Skipped: 82

 No matching responses.

ANSWER CHOICES	RESPONSES
Strongly agree	0.00% 0
Agree	0.00% 0
Disagree	0.00% 0
Strongly disagree	0.00% 0
Don't know	0.00% 0
TOTAL	0

Q4 As a result of being in the Kindergarten program, my child's becoming ready to enter Grade 1.

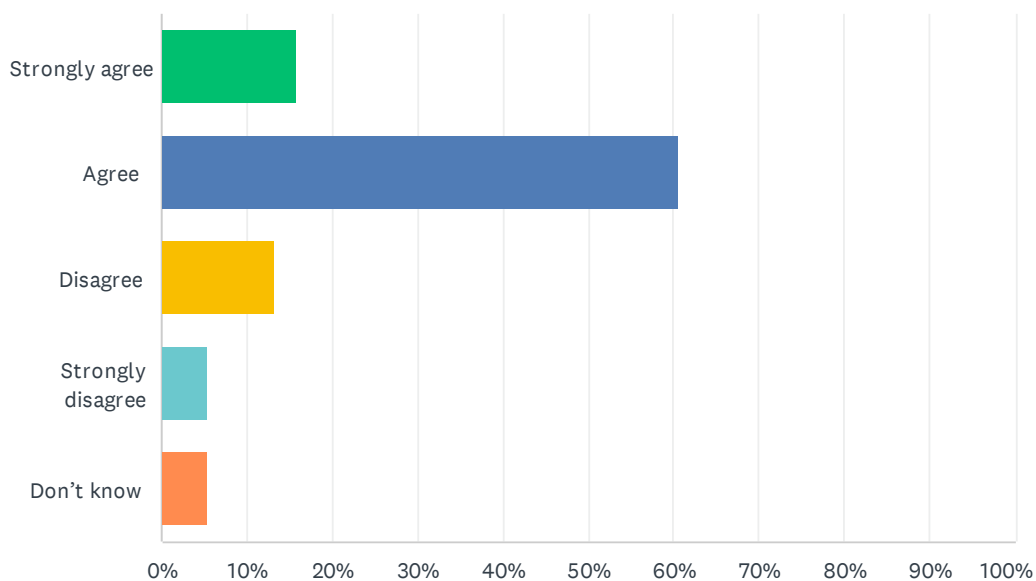
Answered: 12 Skipped: 70



ANSWER CHOICES	RESPONSES	
Strongly agree	50.00%	6
Agree	33.33%	4
Disagree	0.00%	0
Strongly disagree	0.00%	0
Don't know	16.67%	2
TOTAL		12

Q5 My child's individual needs are met.

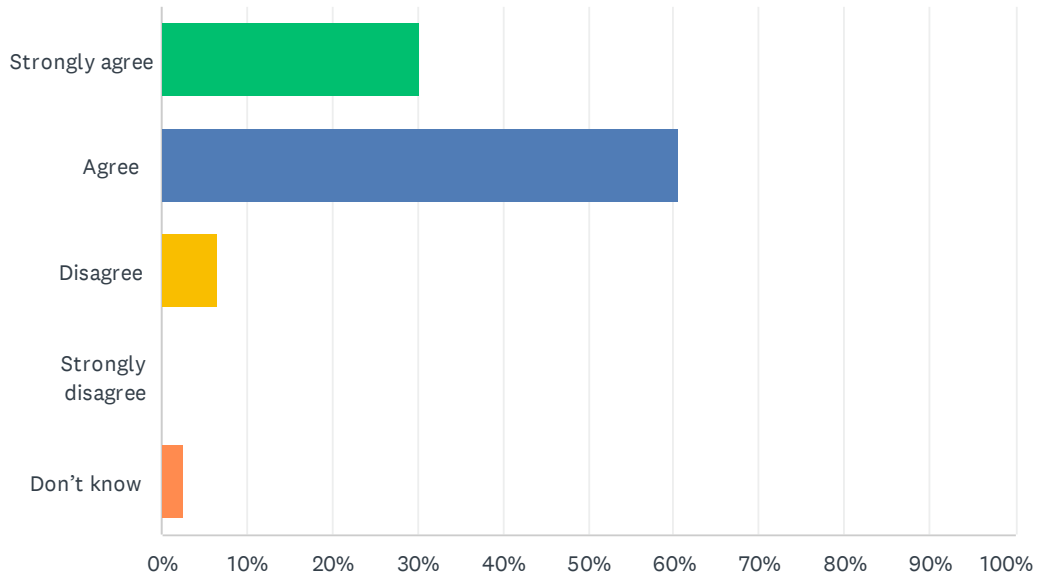
Answered: 76 Skipped: 6



ANSWER CHOICES	RESPONSES	
Strongly agree	15.79%	12
Agree	60.53%	46
Disagree	13.16%	10
Strongly disagree	5.26%	4
Don't know	5.26%	4
TOTAL		76

Q6 My child's encouraged to do their best.

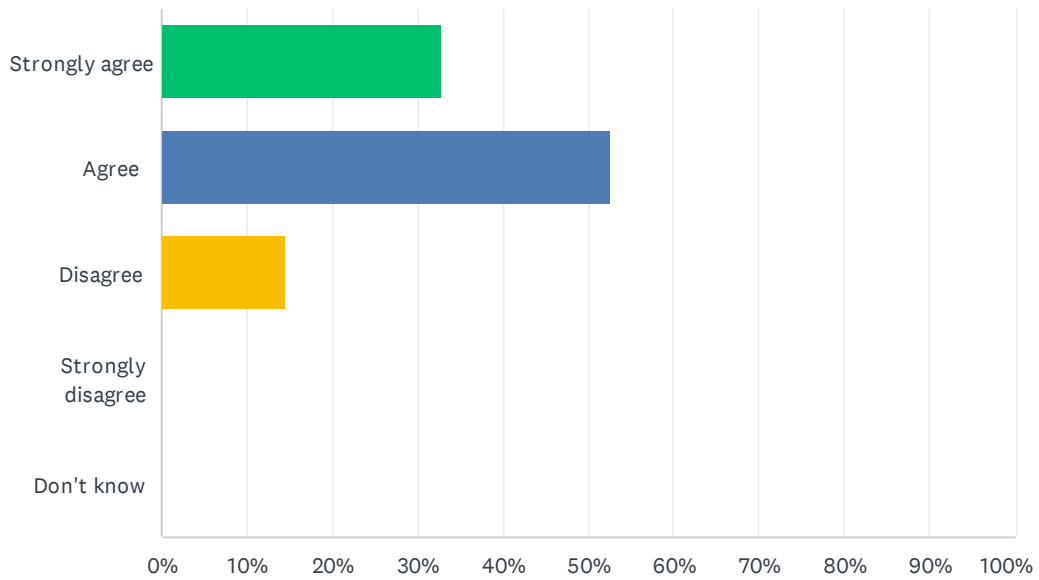
Answered: 76 Skipped: 6



ANSWER CHOICES	RESPONSES	
Strongly agree	30.26%	23
Agree	60.53%	46
Disagree	6.58%	5
Strongly disagree	0.00%	0
Don't know	2.63%	2
TOTAL		76

Q7 My child's demonstrating growth in literacy.

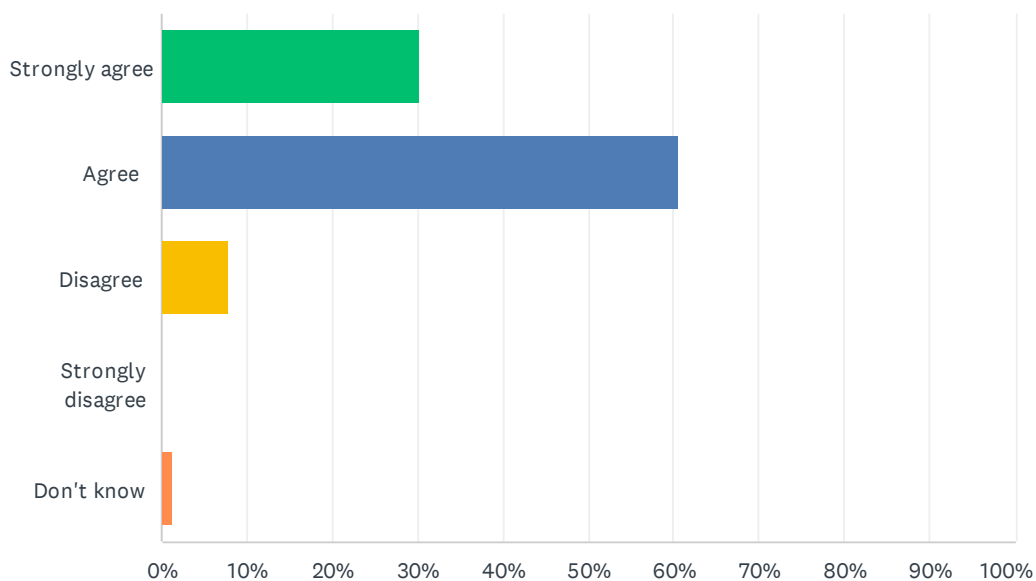
Answered: 76 Skipped: 6



ANSWER CHOICES	RESPONSES	
Strongly agree	32.89%	25
Agree	52.63%	40
Disagree	14.47%	11
Strongly disagree	0.00%	0
Don't know	0.00%	0
TOTAL		76

Q8 My child's demonstrating growth in numeracy.

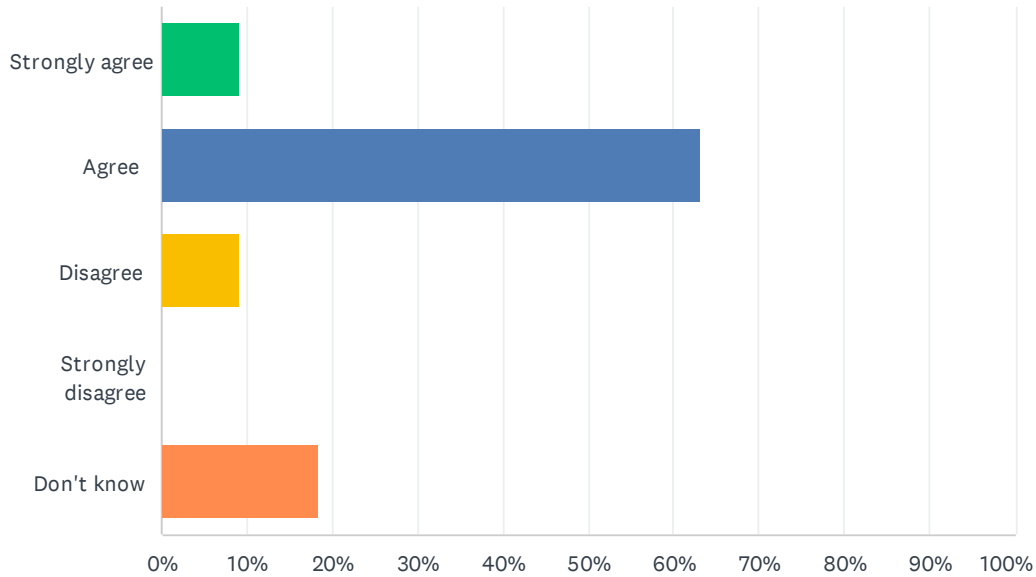
Answered: 76 Skipped: 6



ANSWER CHOICES	RESPONSES	
Strongly agree	30.26%	23
Agree	60.53%	46
Disagree	7.89%	6
Strongly disagree	0.00%	0
Don't know	1.32%	1
TOTAL		76

Q9 My child has an understanding of First Nations, Métis and Inuit culture and history.

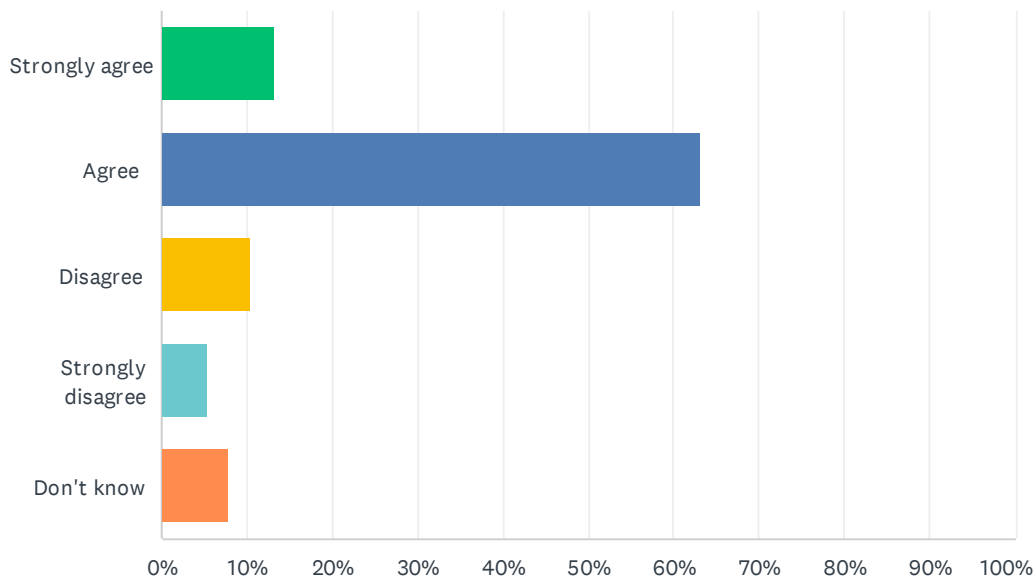
Answered: 76 Skipped: 6



ANSWER CHOICES	RESPONSES	
Strongly agree	9.21%	7
Agree	63.16%	48
Disagree	9.21%	7
Strongly disagree	0.00%	0
Don't know	18.42%	14
TOTAL		76

Q10 My child's learning the knowledge, skills and attitudes necessary to be successful in life.

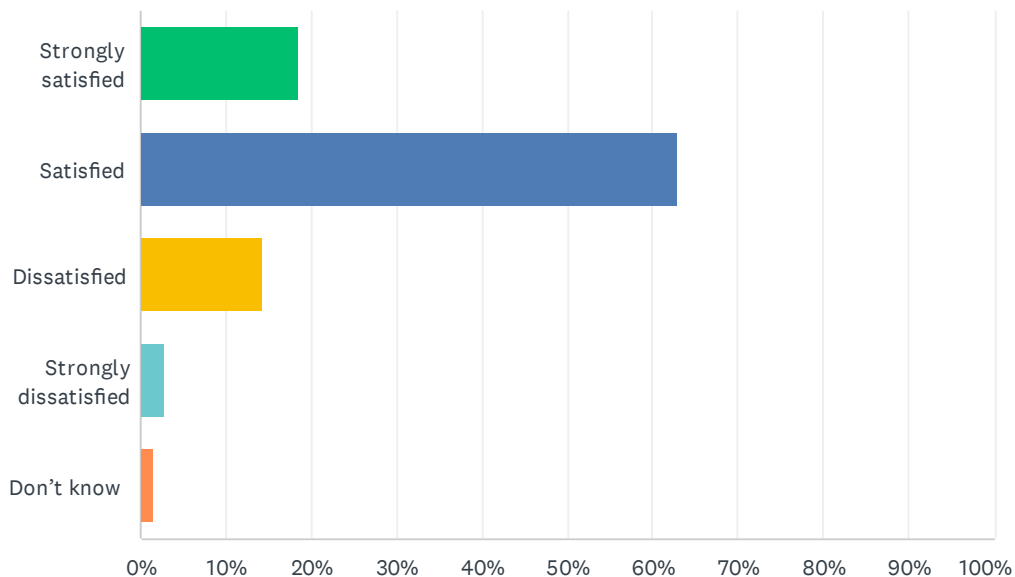
Answered: 76 Skipped: 6



ANSWER CHOICES	RESPONSES	
Strongly agree	13.16%	10
Agree	63.16%	48
Disagree	10.53%	8
Strongly disagree	5.26%	4
Don't know	7.89%	6
TOTAL		76

Q11 How satisfied are you with the quality of education your child's receiving at school?

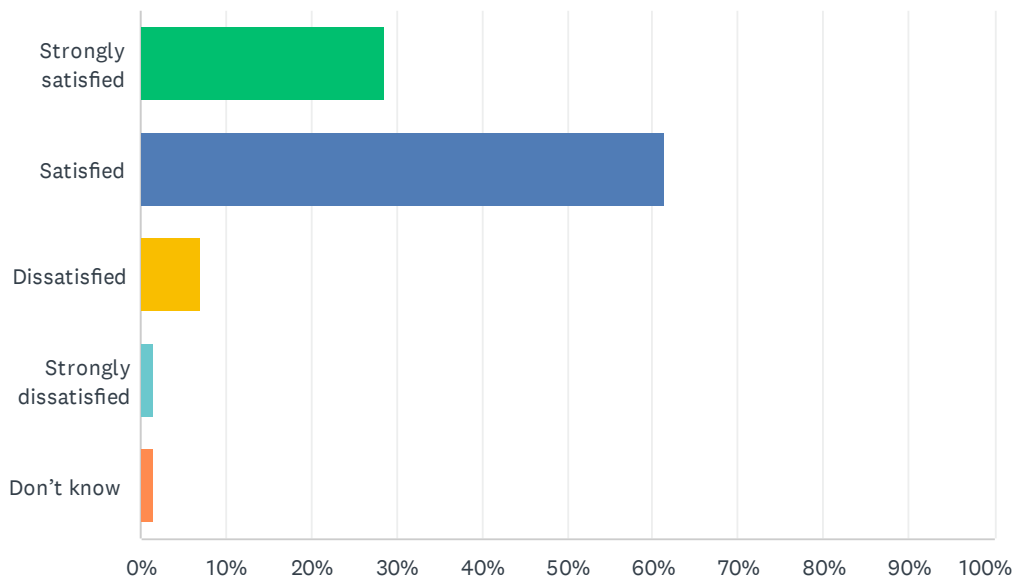
Answered: 70 Skipped: 12



ANSWER CHOICES	RESPONSES	
Strongly satisfied	18.57%	13
Satisfied	62.86%	44
Dissatisfied	14.29%	10
Strongly dissatisfied	2.86%	2
Don't know	1.43%	1
TOTAL		70

Q12 How satisfied are you with the quality of teaching at your child's school?

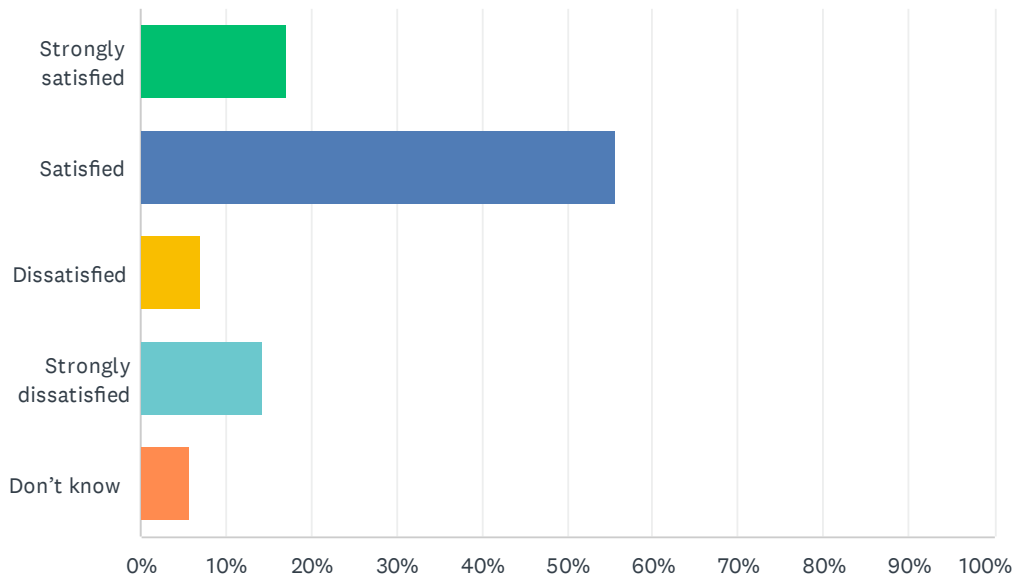
Answered: 70 Skipped: 12



ANSWER CHOICES	RESPONSES	
Strongly satisfied	28.57%	20
Satisfied	61.43%	43
Dissatisfied	7.14%	5
Strongly dissatisfied	1.43%	1
Don't know	1.43%	1
TOTAL		70

Q13 How satisfied are you with the leadership at your child's school?

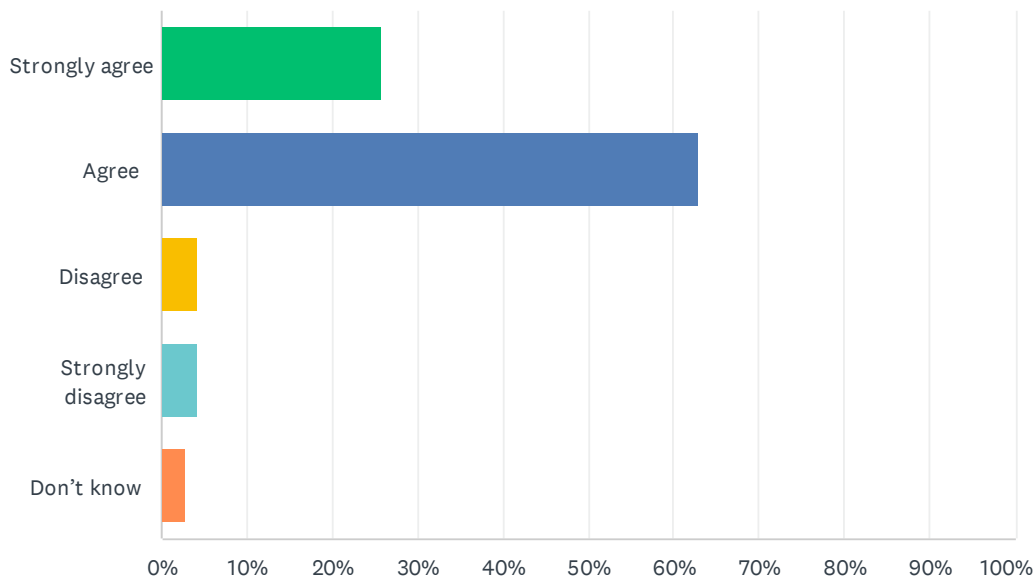
Answered: 70 Skipped: 12



ANSWER CHOICES	RESPONSES	
Strongly satisfied	17.14%	12
Satisfied	55.71%	39
Dissatisfied	7.14%	5
Strongly dissatisfied	14.29%	10
Don't know	5.71%	4
TOTAL		70

Q14 My child’s school encourages my child to be a responsible, respectful and engaged citizen.

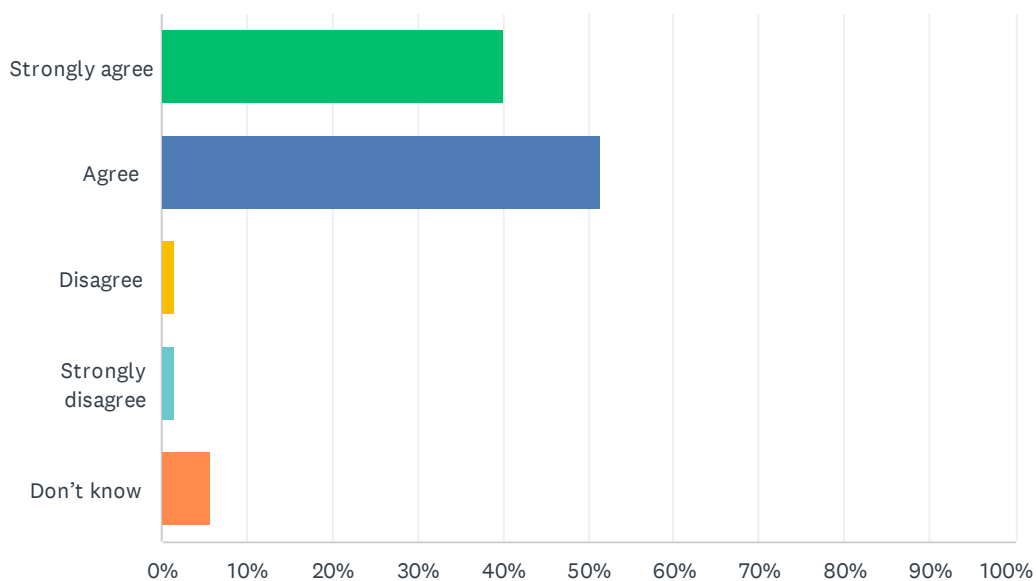
Answered: 70 Skipped: 12



ANSWER CHOICES	RESPONSES	
Strongly agree	25.71%	18
Agree	62.86%	44
Disagree	4.29%	3
Strongly disagree	4.29%	3
Don't know	2.86%	2
TOTAL		70

Q15 School staff care about my child.

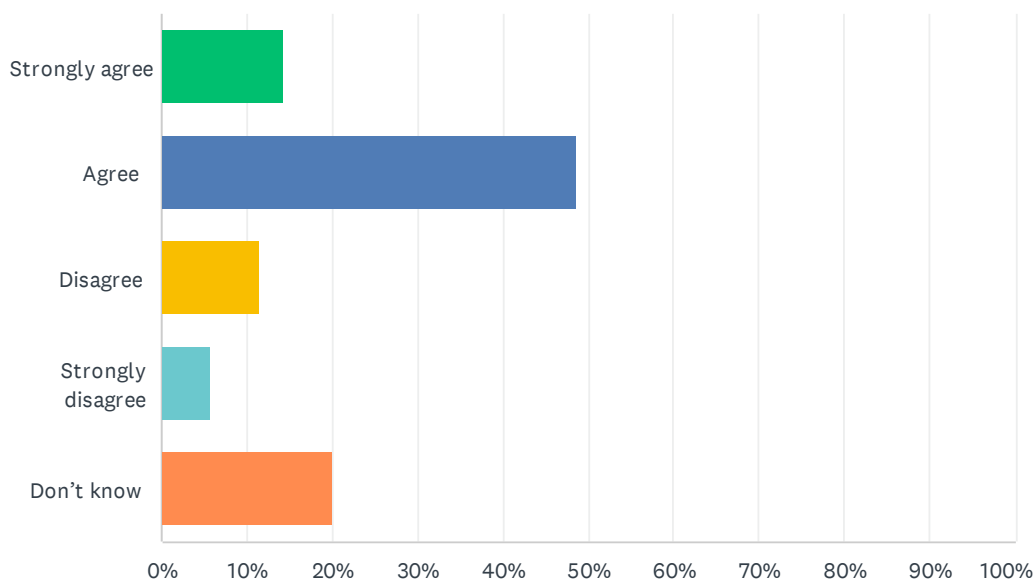
Answered: 70 Skipped: 12



ANSWER CHOICES	RESPONSES	
Strongly agree	40.00%	28
Agree	51.43%	36
Disagree	1.43%	1
Strongly disagree	1.43%	1
Don't know	5.71%	4
TOTAL		70

Q16 My child's school handles discipline fairly and reasonably.

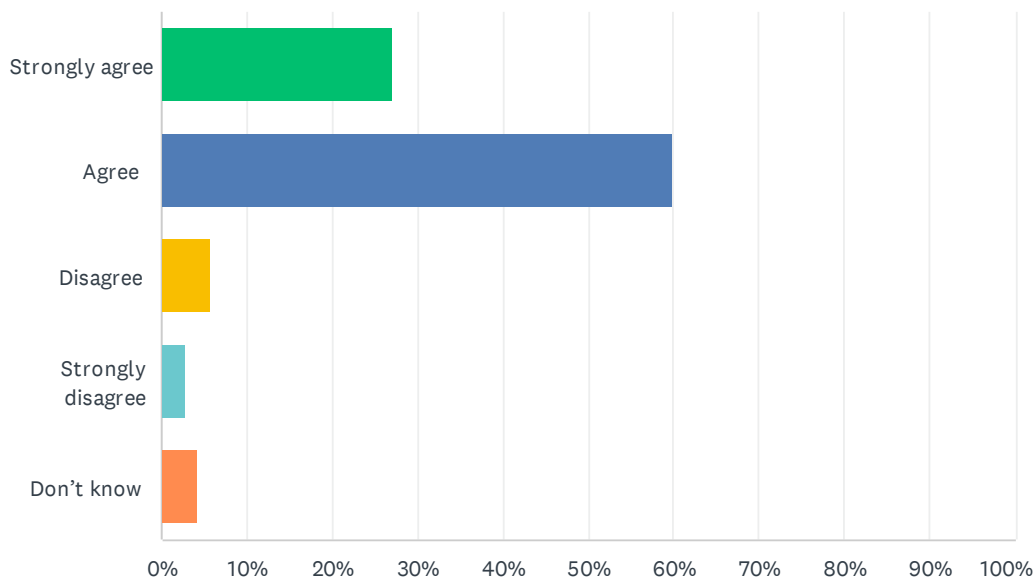
Answered: 70 Skipped: 12



ANSWER CHOICES	RESPONSES	
Strongly agree	14.29%	10
Agree	48.57%	34
Disagree	11.43%	8
Strongly disagree	5.71%	4
Don't know	20.00%	14
TOTAL		70

Q17 My child's school is safe.

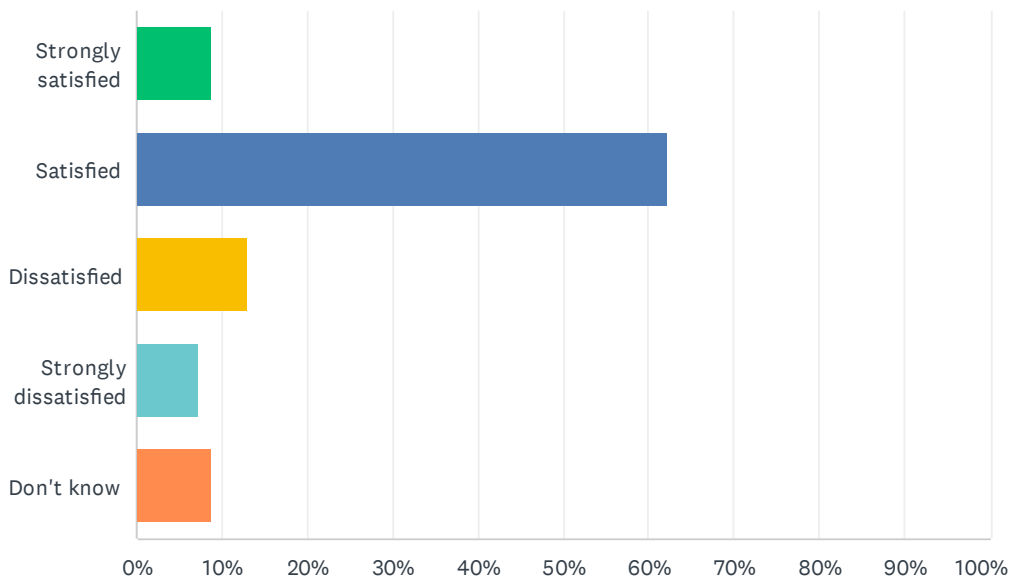
Answered: 70 Skipped: 12



ANSWER CHOICES	RESPONSES	
Strongly agree	27.14%	19
Agree	60.00%	42
Disagree	5.71%	4
Strongly disagree	2.86%	2
Don't know	4.29%	3
TOTAL		70

Q18 How satisfied are you with the resources available to support your child's learning?

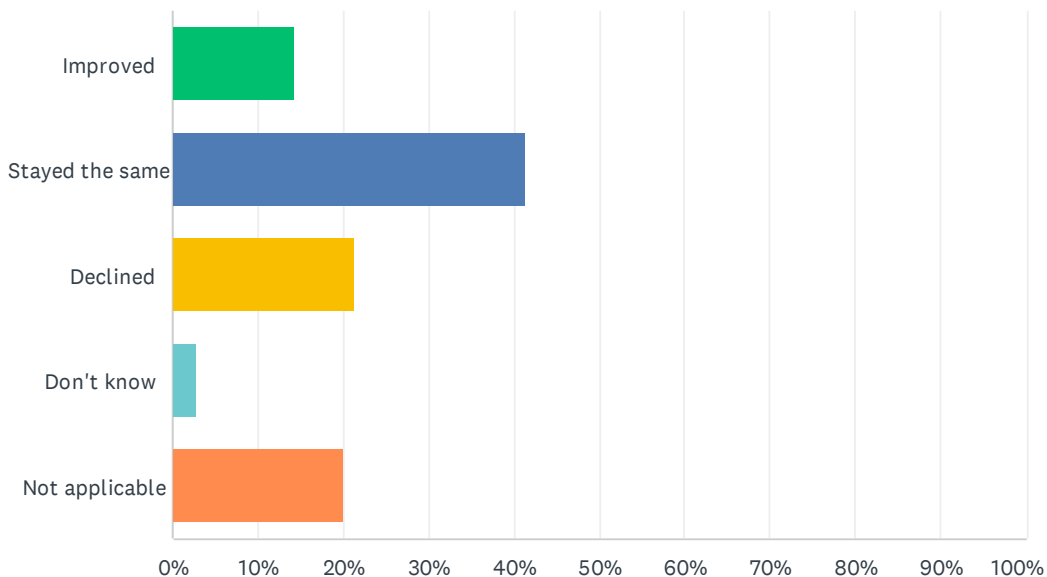
Answered: 69 Skipped: 13



ANSWER CHOICES	RESPONSES	
Strongly satisfied	8.70%	6
Satisfied	62.32%	43
Dissatisfied	13.04%	9
Strongly dissatisfied	7.25%	5
Don't know	8.70%	6
TOTAL		69

Q19 In your opinion, has the quality of education your child experienced improved, stayed the same or declined in the past three years?

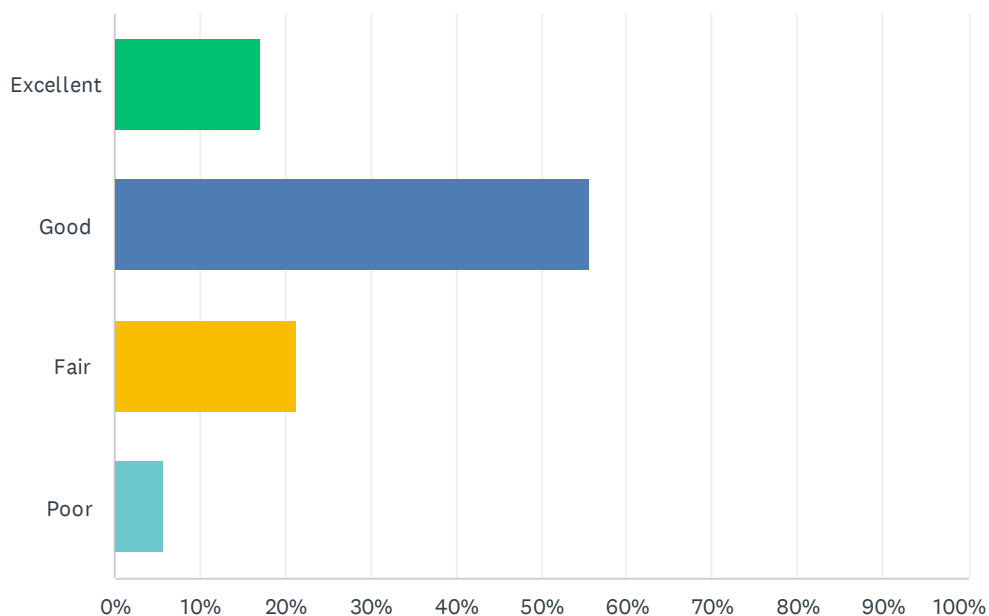
Answered: 70 Skipped: 12



ANSWER CHOICES	RESPONSES	
Improved	14.29%	10
Stayed the same	41.43%	29
Declined	21.43%	15
Don't know	2.86%	2
Not applicable	20.00%	14
TOTAL		70

Q20 How do you rate the physical condition of your child's school?

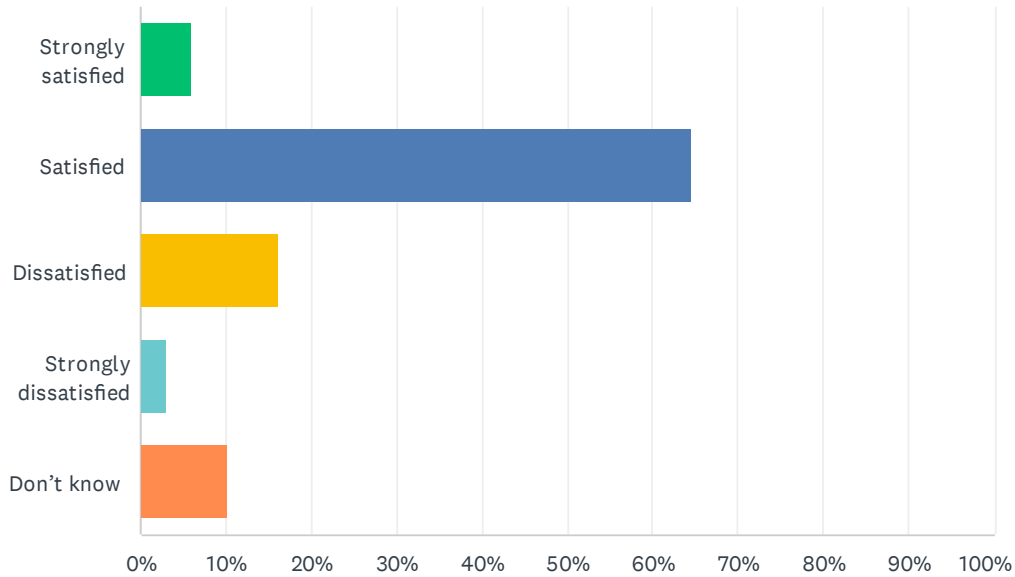
Answered: 70 Skipped: 12



ANSWER CHOICES	RESPONSES
Excellent	17.14% 12
Good	55.71% 39
Fair	21.43% 15
Poor	5.71% 4
TOTAL	70

Q21 How satisfied are you with the opportunities provided to be involved in your child's education?

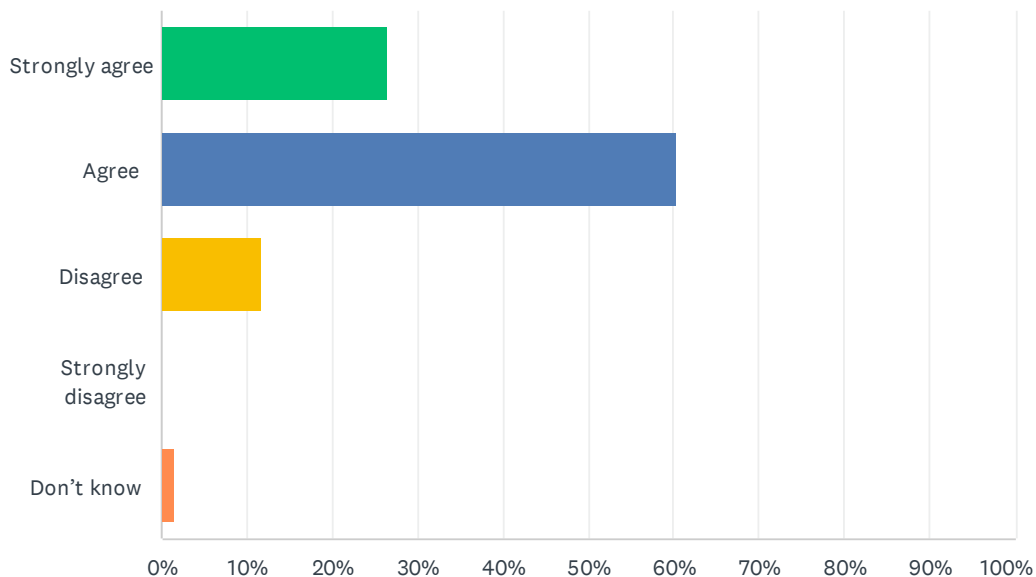
Answered: 68 Skipped: 14



ANSWER CHOICES	RESPONSES	
Strongly satisfied	5.88%	4
Satisfied	64.71%	44
Dissatisfied	16.18%	11
Strongly dissatisfied	2.94%	2
Don't know	10.29%	7
TOTAL		68

Q22 The school keeps me informed about my child's progress and achievement.

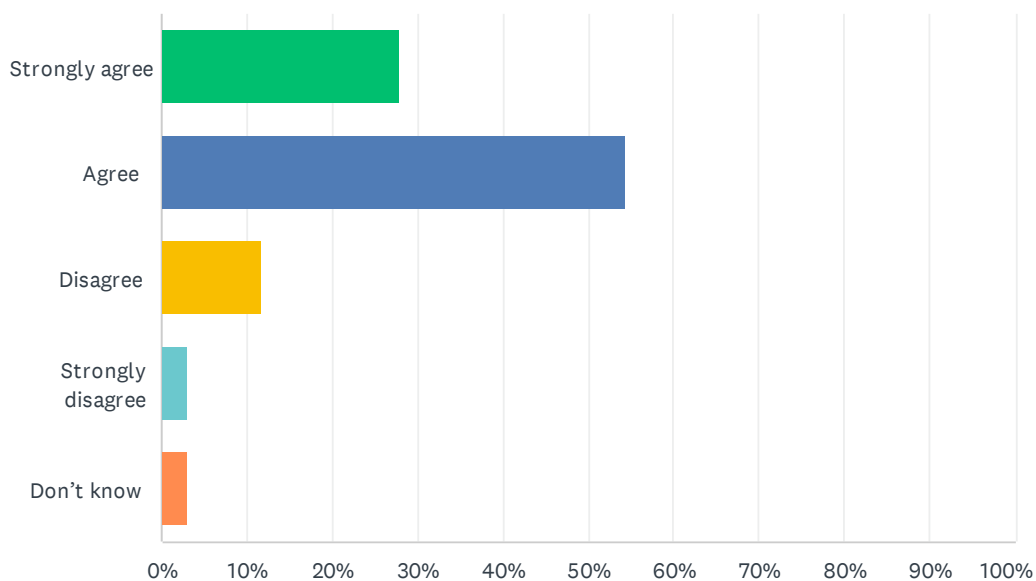
Answered: 68 Skipped: 14



ANSWER CHOICES	RESPONSES	
Strongly agree	26.47%	18
Agree	60.29%	41
Disagree	11.76%	8
Strongly disagree	0.00%	0
Don't know	1.47%	1
TOTAL		68

Q23 There is open and honest communication within my child's school.

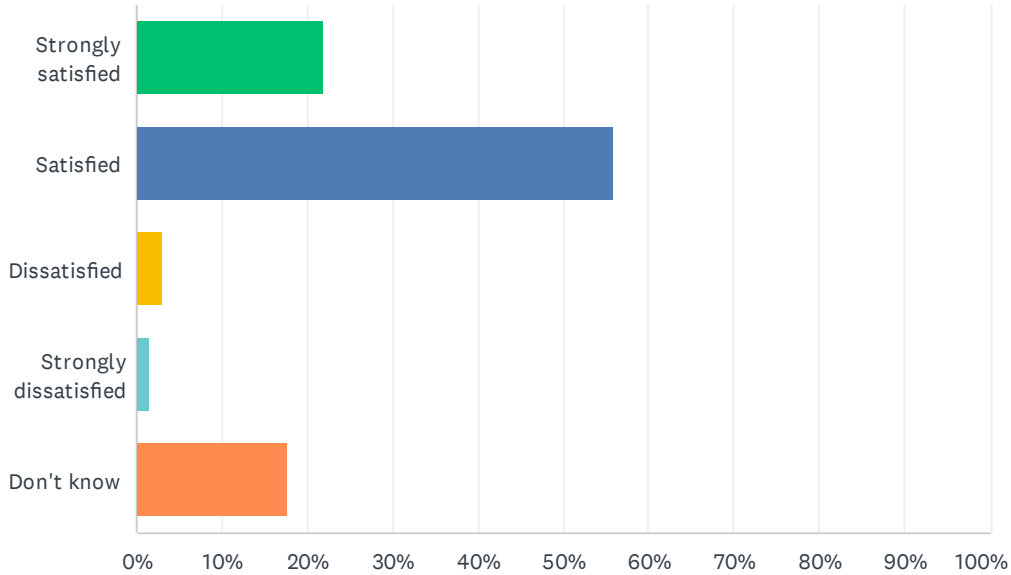
Answered: 68 Skipped: 14



ANSWER CHOICES	RESPONSES	
Strongly agree	27.94%	19
Agree	54.41%	37
Disagree	11.76%	8
Strongly disagree	2.94%	2
Don't know	2.94%	2
TOTAL		68

Q24 How satisfied are you with the Division’s commitment to engaging families in matters that affect public education?

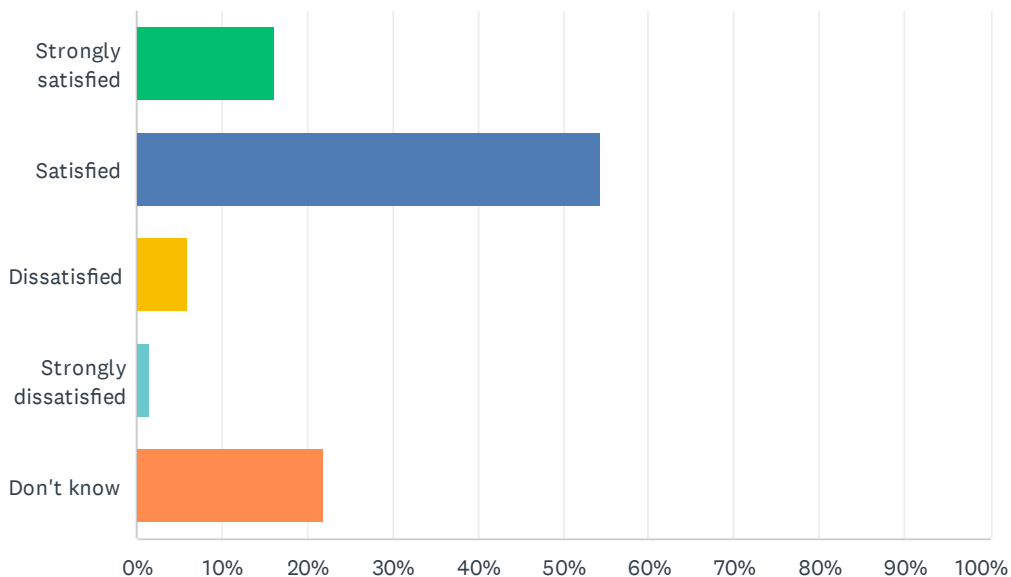
Answered: 68 Skipped: 14



ANSWER CHOICES	RESPONSES	
Strongly satisfied	22.06%	15
Satisfied	55.88%	38
Dissatisfied	2.94%	2
Strongly dissatisfied	1.47%	1
Don't know	17.65%	12
TOTAL		68

Q25 How satisfied are you with the Division’s commitment to advocating for public education?

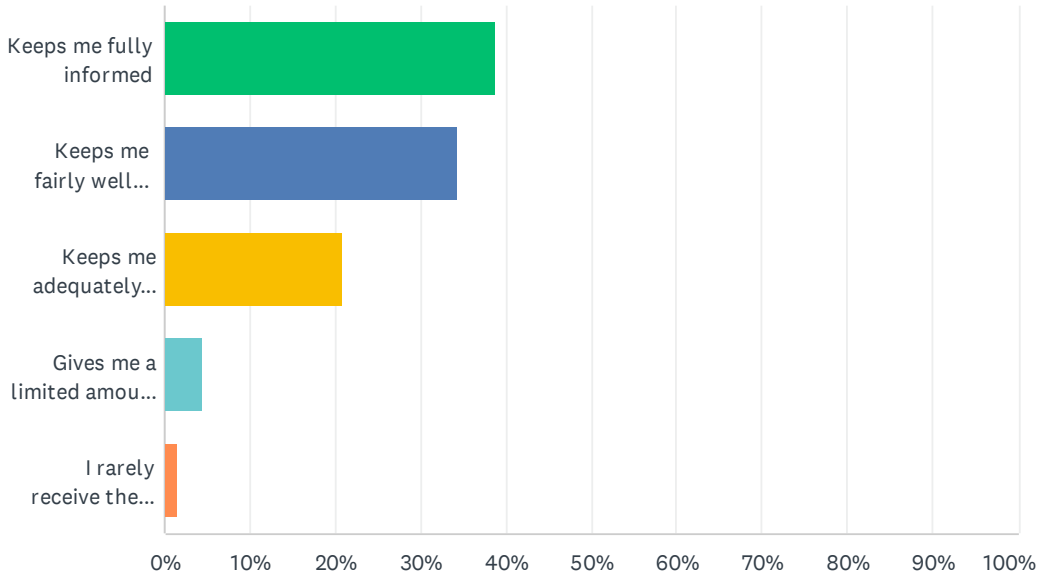
Answered: 68 Skipped: 14



ANSWER CHOICES	RESPONSES	
Strongly satisfied	16.18%	11
Satisfied	54.41%	37
Dissatisfied	5.88%	4
Strongly dissatisfied	1.47%	1
Don't know	22.06%	15
TOTAL		68

Q26 Elk Island Public Schools appreciates the opportunity to stay connected with parents about news, activities, programs and other matters of importance. What is your impression of the communication you receive from your child's school?

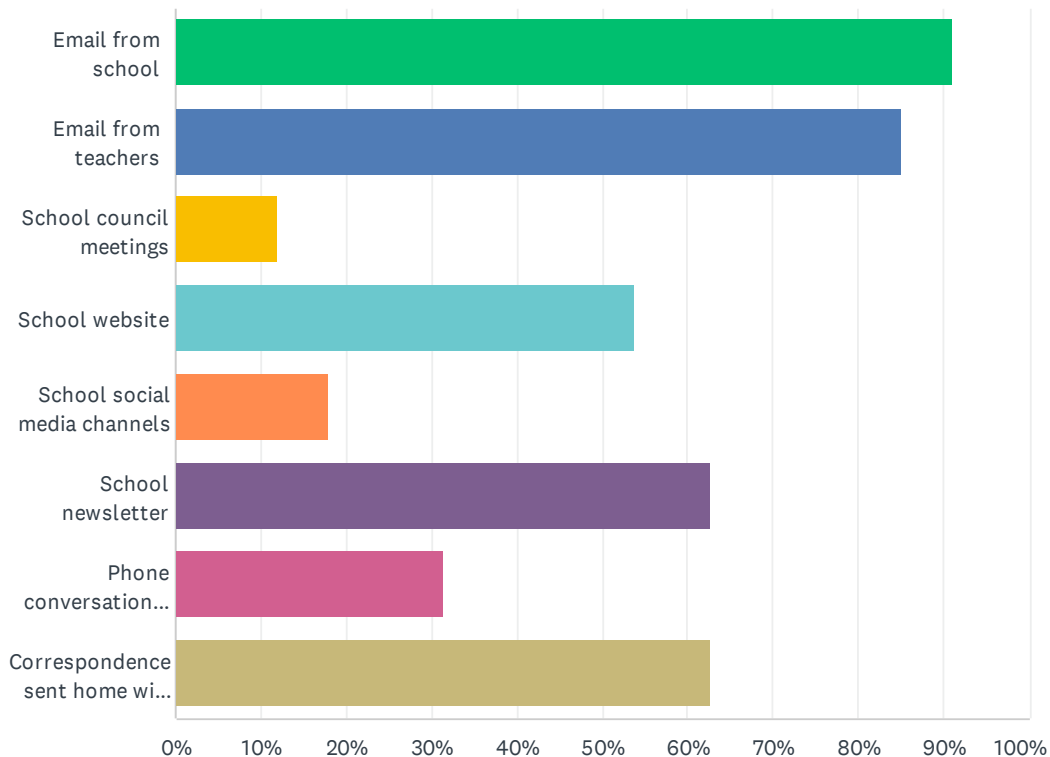
Answered: 67 Skipped: 15



ANSWER CHOICES	RESPONSES	
Keeps me fully informed	38.81%	26
Keeps me fairly well informed	34.33%	23
Keeps me adequately informed	20.90%	14
Gives me a limited amount of information	4.48%	3
I rarely receive the information I need	1.49%	1
TOTAL		67

Q27 Do you regularly make use of the following to keep up to date on school activities, programs, etc.? Check all that apply.

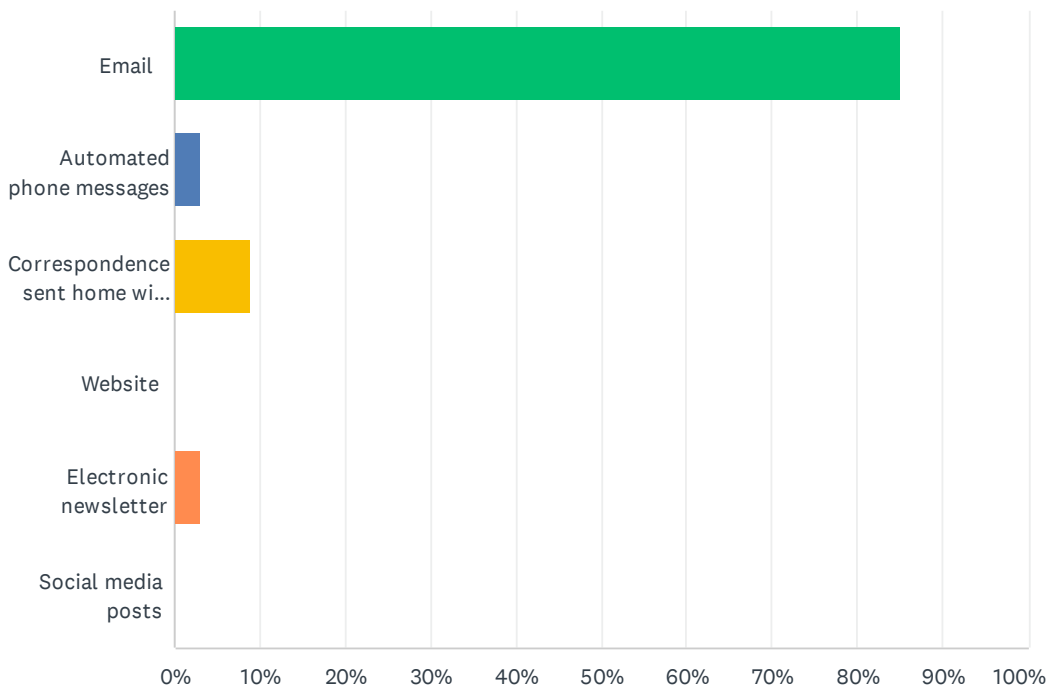
Answered: 67 Skipped: 15



ANSWER CHOICES	RESPONSES	
Email from school	91.04%	61
Email from teachers	85.07%	57
School council meetings	11.94%	8
School website	53.73%	36
School social media channels	17.91%	12
School newsletter	62.69%	42
Phone conversations with the school or teachers	31.34%	21
Correspondence sent home with my child	62.69%	42
Total Respondents: 67		

Q28 What is your most preferred method of communication from the school and Division?

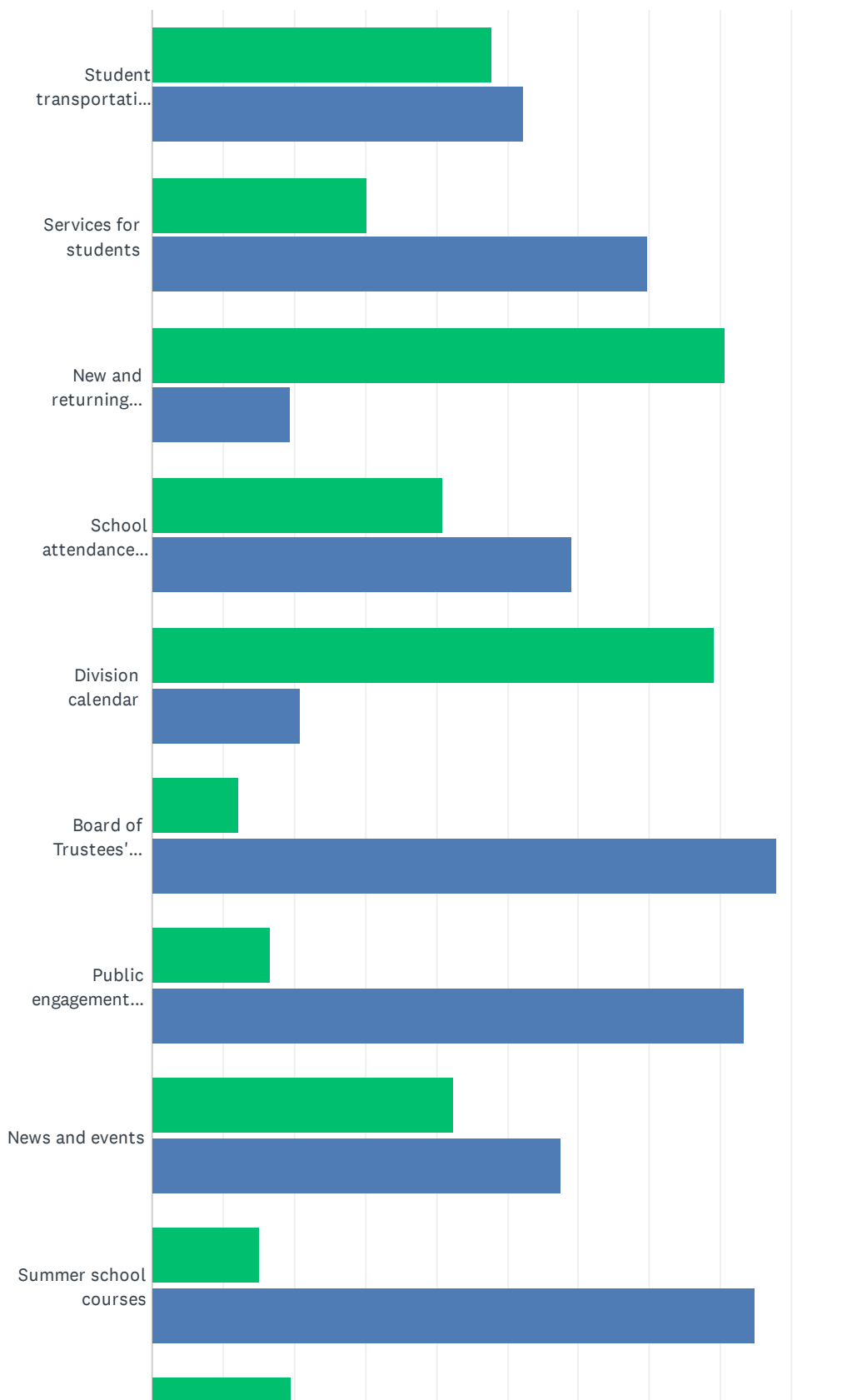
Answered: 67 Skipped: 15



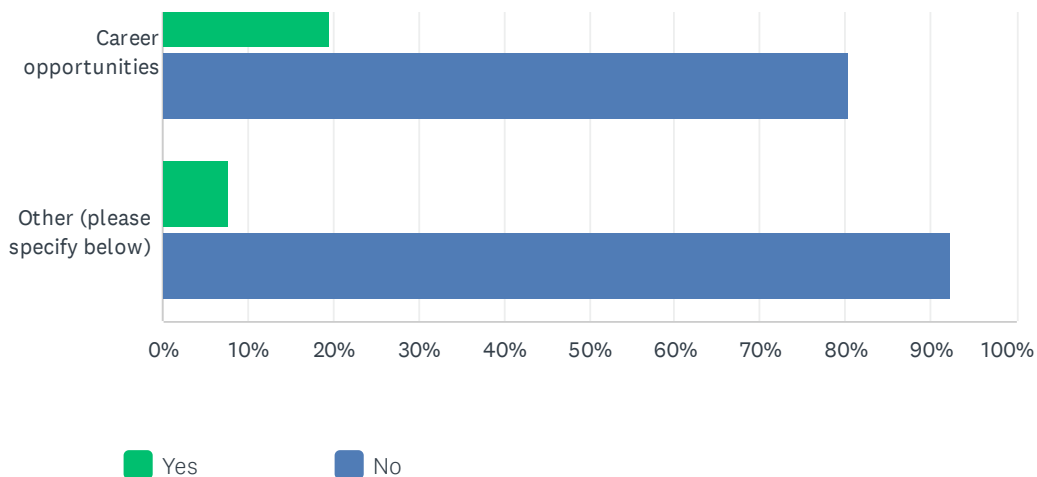
ANSWER CHOICES	RESPONSES	
Email	85.07%	57
Automated phone messages	2.99%	2
Correspondence sent home with my child	8.96%	6
Website	0.00%	0
Electronic newsletter	2.99%	2
Social media posts	0.00%	0
TOTAL		67

Q29 Do you visit the Division website (www.eips.ca) for information on:

Answered: 67 Skipped: 15



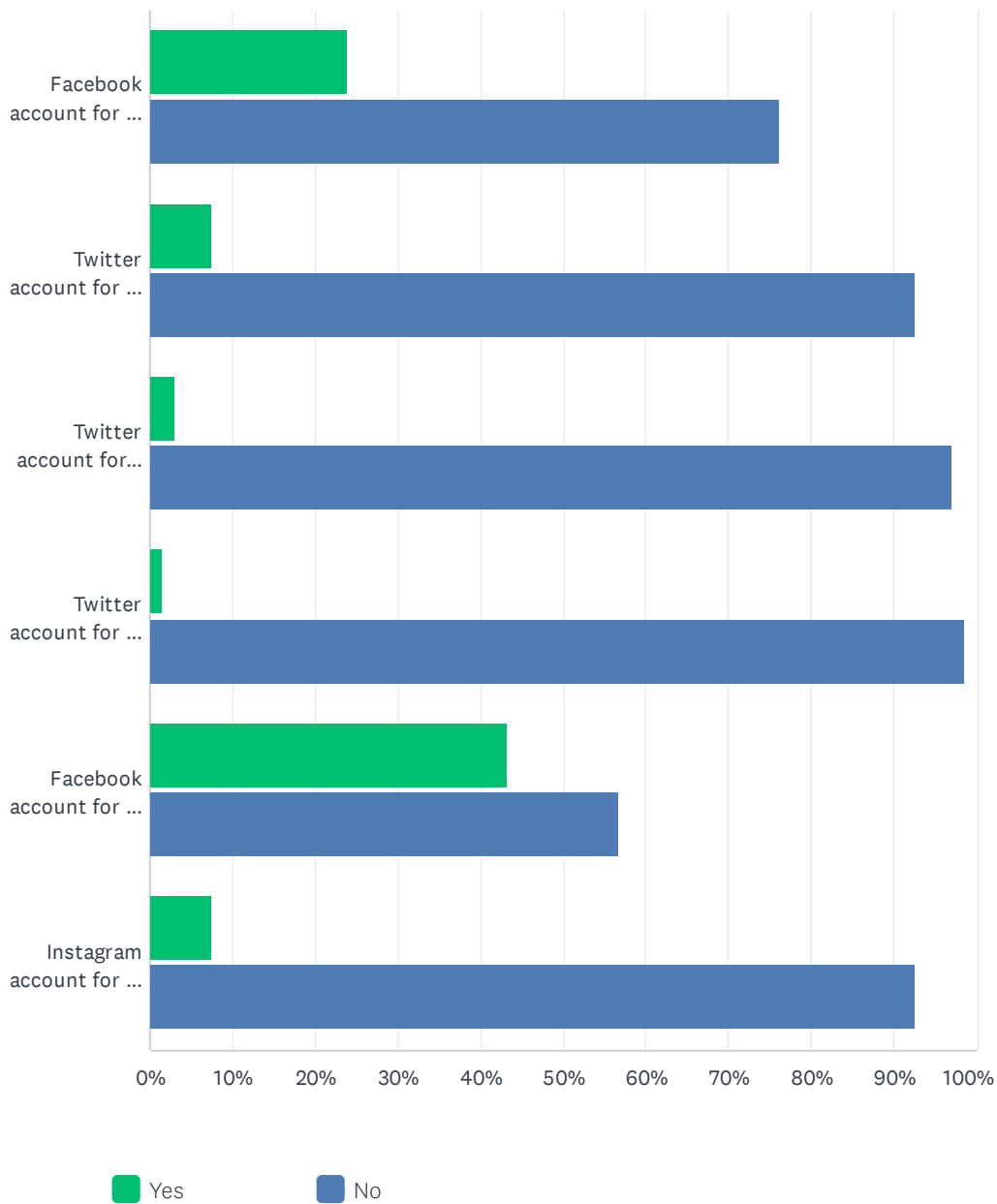
EIPS Parent Survey 2021-22



	YES	NO	TOTAL	WEIGHTED AVERAGE
Student transportation (busing)	47.76% 32	52.24% 35	67	1.48
Services for students	30.30% 20	69.70% 46	66	1.30
New and returning student registration	80.60% 54	19.40% 13	67	1.81
School attendance boundaries	40.91% 27	59.09% 39	66	1.41
Division calendar	79.10% 53	20.90% 14	67	1.79
Board of Trustees' meetings	12.12% 8	87.88% 58	66	1.12
Public engagement initiatives	16.67% 11	83.33% 55	66	1.17
News and events	42.42% 28	57.58% 38	66	1.42
Summer school courses	15.15% 10	84.85% 56	66	1.15
Career opportunities	19.70% 13	80.30% 53	66	1.20
Other (please specify below)	7.69% 4	92.31% 48	52	1.08

Q30 The Division and schools often share news and information on social media. Do you follow:

Answered: 67 Skipped: 15



EIPS Parent Survey 2021-22

	YES	NO	TOTAL	WEIGHTED AVERAGE
Facebook account for the Division (@ElkIslandPublicSchools)	23.88% 16	76.12% 51	67	1.24
Twitter account for the Division (@eips)	7.46% 5	92.54% 62	67	1.07
Twitter account for EIPS Student Transportation (@eipsST)	2.99% 2	97.01% 65	67	1.03
Twitter account for my child's school, if applicable	1.49% 1	98.51% 66	67	1.01
Facebook account for my child's school, if applicable	43.28% 29	56.72% 38	67	1.43
Instagram account for my child's school, if applicable	7.46% 5	92.54% 62	67	1.07