



2022-23 EIPS Annual Feedback Survey: Parents and Caregivers

Percentage of Responses	Elementary	James Mowat Elementary	Lakeland Ridge	Lamont Elementary	Lamont High	Mills Haven Elementary	Mundare School	Next Step/Outreach	Pine Street Elementary	Rudolph Hennig Junior High	Salisbury Composite High	Sherwood Heights Juni...	SouthPointe School	Strathcona Christian...	Strathcona Christian...	Uncas Elementary	Vegreville Composite High	Wes Hosford Elementary	Westboro Elementary	Win Ferguson Elementary	Woodbridge Farms...	
		100%																				

## 2022-23 EIPS Annual Feedback Survey: Parents and Caregivers

0% 10% 20% 30% 40% 50% 60% 70% 80% 90% 100%

2022-23 EIPS Annual Feedback Survey: Parents and Caregivers

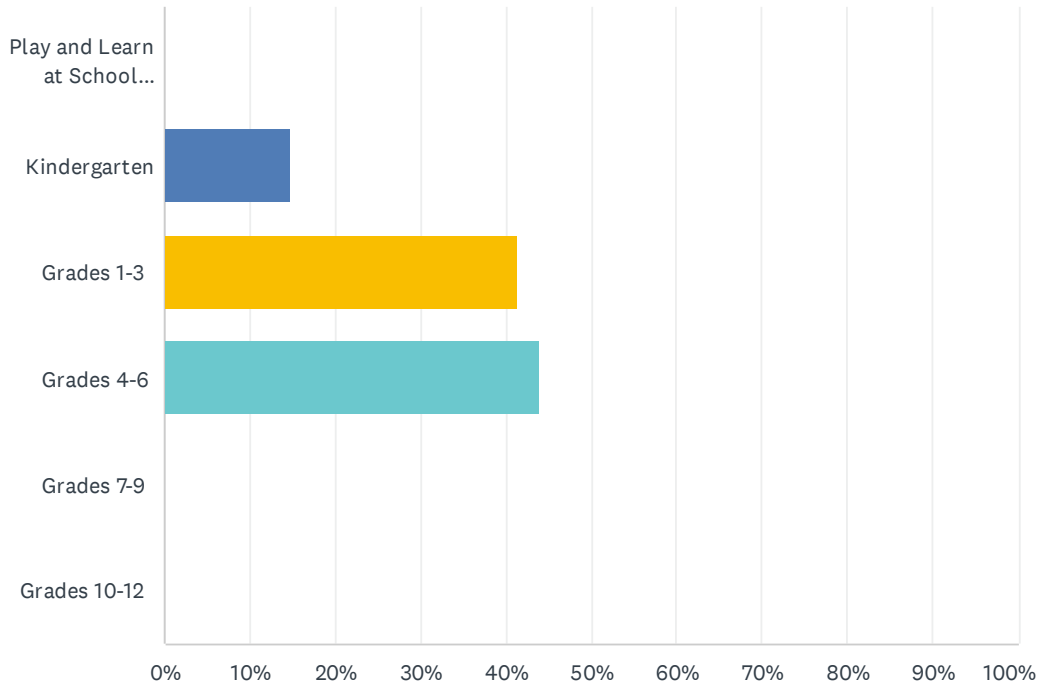
ANSWER CHOICES	RESPONSES	
A.L. Horton Elementary	0.00%	0
Andrew School	0.00%	0
Ardrossan Elementary	0.00%	0
Ardrossan Junior Senior High	0.00%	0
Bev Facey Community High	0.00%	0
Brentwood Elementary	0.00%	0
Bruderheim School	0.00%	0
Clover Bar Junior High	0.00%	0
Davidson Creek Elementary	0.00%	0
École Campbelltown	0.00%	0
École Parc Élémentaire	0.00%	0
F.R. Haythorne Junior High	0.00%	0
Fort Saskatchewan Christian	0.00%	0
Fort Saskatchewan Elementary	0.00%	0
Fort Saskatchewan High	0.00%	0
Fultonvale Elementary Junior High	0.00%	0
Glen Allan Elementary	0.00%	0
Heritage Hills Elementary	0.00%	0
James Mowat Elementary	100.00%	82
Lakeland Ridge	0.00%	0
Lamont Elementary	0.00%	0
Lamont High	0.00%	0
Mills Haven Elementary	0.00%	0
Mundare School	0.00%	0
Next Step/Outreach	0.00%	0
Pine Street Elementary	0.00%	0
Rudolph Hennig Junior High	0.00%	0
Salisbury Composite High	0.00%	0
Sherwood Heights Junior High	0.00%	0
SouthPointe School	0.00%	0
Strathcona Christian Academy Elementary	0.00%	0
Strathcona Christian Academy Secondary	0.00%	0

## 2022-23 EIPS Annual Feedback Survey: Parents and Caregivers

Uncas Elementary	0.00%	0
Vegreville Composite High	0.00%	0
Wes Hosford Elementary	0.00%	0
Westboro Elementary	0.00%	0
Win Ferguson Elementary	0.00%	0
Woodbridge Farms Elementary	0.00%	0
TOTAL		82

## Q2 What grade is your child currently in?

Answered: 82 Skipped: 0



ANSWER CHOICES	RESPONSES	
Play and Learn at School (PALS)	0.00%	0
Kindergarten	14.63%	12
Grades 1-3	41.46%	34
Grades 4-6	43.90%	36
Grades 7-9	0.00%	0
Grades 10-12	0.00%	0
<b>TOTAL</b>		<b>82</b>

### Q3 As a result of being in the Play and Learn at School (PALS) program, my child's demonstrating growth in their development.

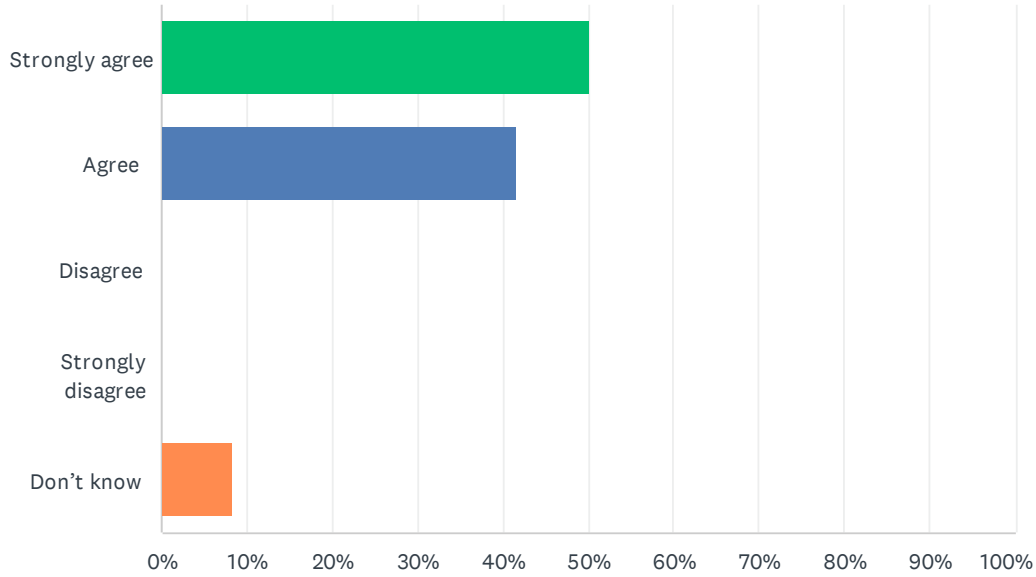
Answered: 0 Skipped: 82

 No matching responses.

ANSWER CHOICES	RESPONSES
Strongly agree	0.00% 0
Agree	0.00% 0
Disagree	0.00% 0
Strongly disagree	0.00% 0
Don't know	0.00% 0
<b>TOTAL</b>	<b>0</b>

## Q4 As a result of being in the kindergarten program, my child's becoming ready to enter Grade 1.

Answered: 12 Skipped: 70

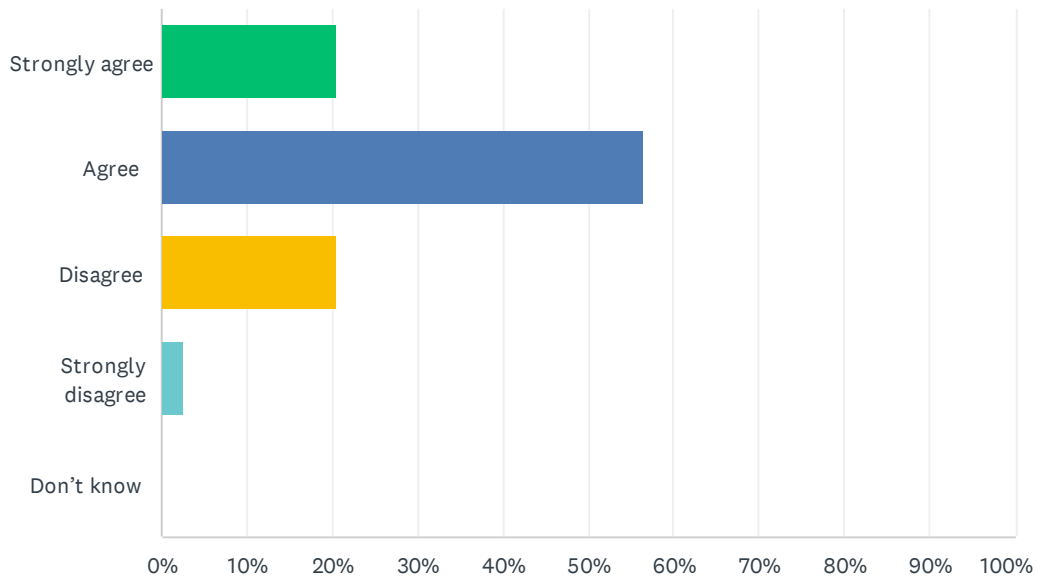


ANSWER CHOICES	RESPONSES	
Strongly agree	50.00%	6
Agree	41.67%	5
Disagree	0.00%	0
Strongly disagree	0.00%	0
Don't know	8.33%	1
<b>TOTAL</b>		<b>12</b>



## Q5 My child's individual needs are met.

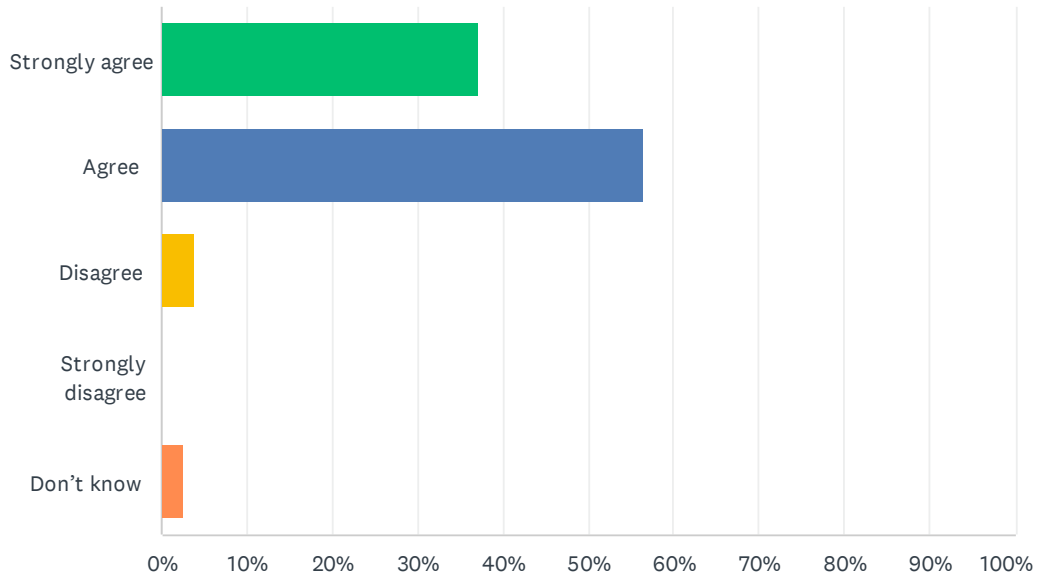
Answered: 78 Skipped: 4



ANSWER CHOICES	RESPONSES	
Strongly agree	20.51%	16
Agree	56.41%	44
Disagree	20.51%	16
Strongly disagree	2.56%	2
Don't know	0.00%	0
<b>TOTAL</b>		<b>78</b>

## Q6 My child's encouraged to do their best.

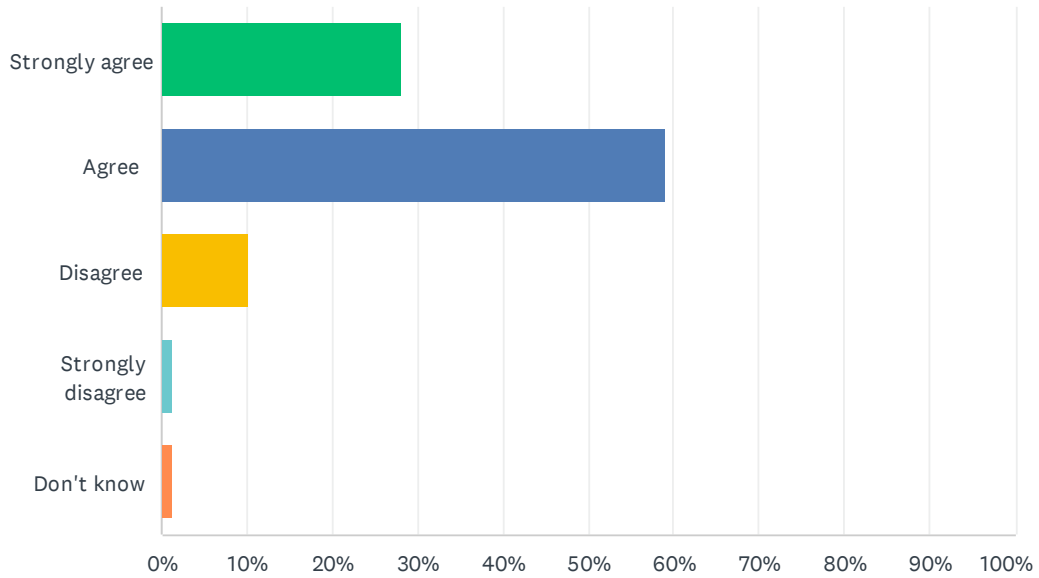
Answered: 78 Skipped: 4



ANSWER CHOICES	RESPONSES	
Strongly agree	37.18%	29
Agree	56.41%	44
Disagree	3.85%	3
Strongly disagree	0.00%	0
Don't know	2.56%	2
<b>TOTAL</b>		<b>78</b>

## Q7 My child's demonstrating growth in literacy.

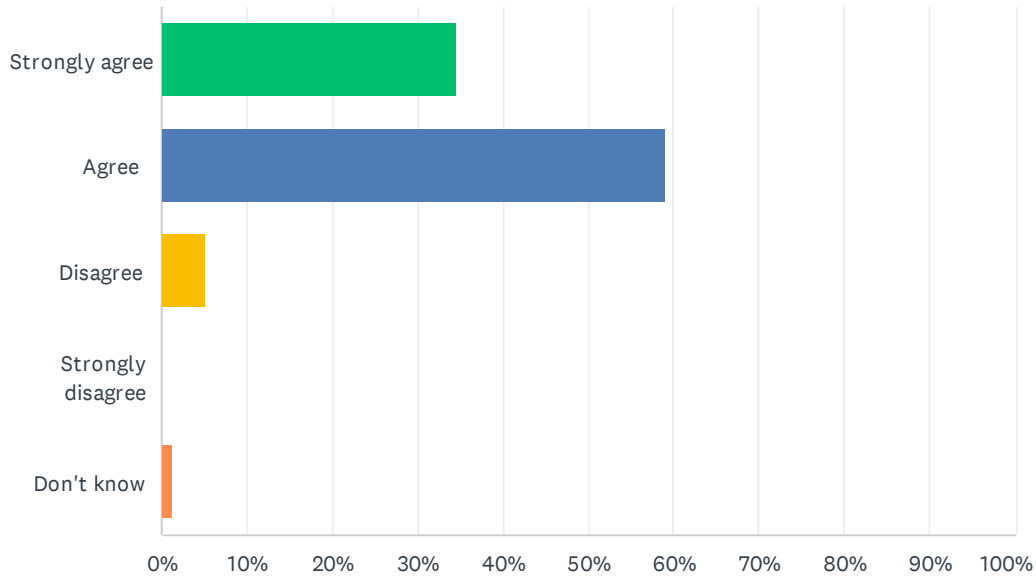
Answered: 78 Skipped: 4



ANSWER CHOICES	RESPONSES	
Strongly agree	28.21%	22
Agree	58.97%	46
Disagree	10.26%	8
Strongly disagree	1.28%	1
Don't know	1.28%	1
<b>TOTAL</b>		<b>78</b>

## Q8 My child's demonstrating growth in numeracy.

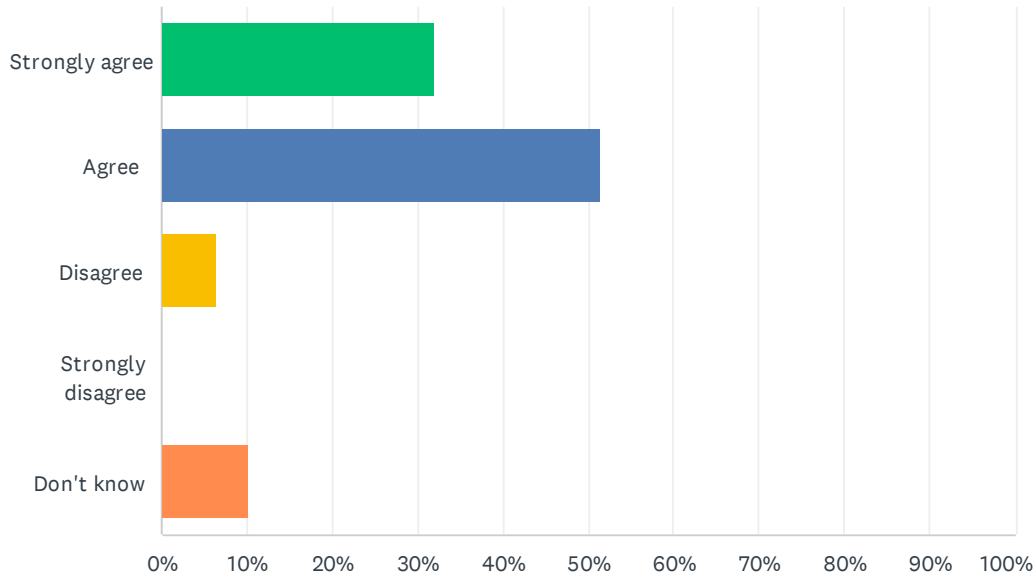
Answered: 78 Skipped: 4



ANSWER CHOICES	RESPONSES	
Strongly agree	34.62%	27
Agree	58.97%	46
Disagree	5.13%	4
Strongly disagree	0.00%	0
Don't know	1.28%	1
<b>TOTAL</b>		<b>78</b>

## Q9 My child has an understanding of First Nations, Métis and Inuit culture and history.

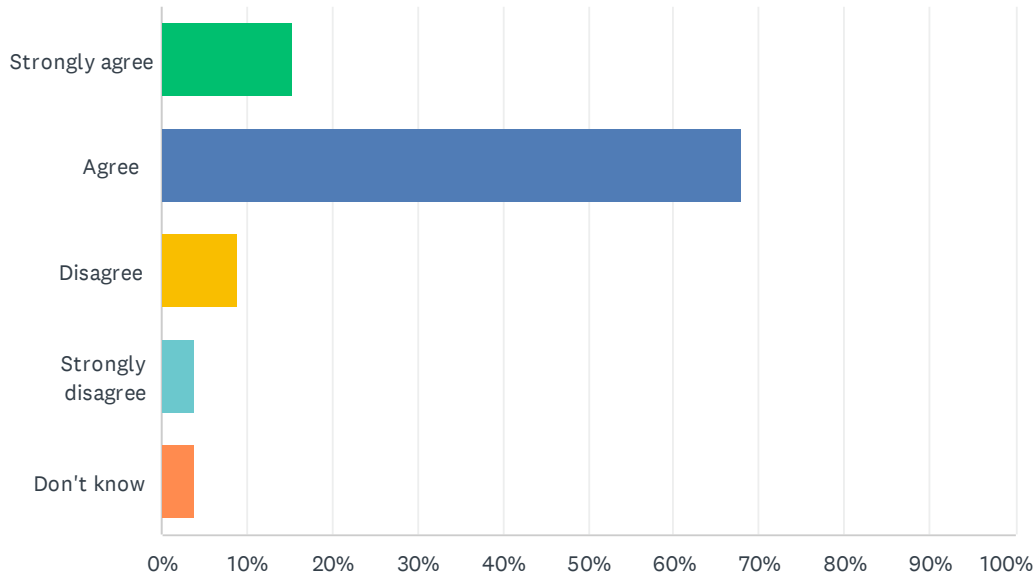
Answered: 78 Skipped: 4



ANSWER CHOICES	RESPONSES	
Strongly agree	32.05%	25
Agree	51.28%	40
Disagree	6.41%	5
Strongly disagree	0.00%	0
Don't know	10.26%	8
<b>TOTAL</b>		<b>78</b>

## Q10 My child's learning the knowledge, skills and attitudes necessary to be successful in life.

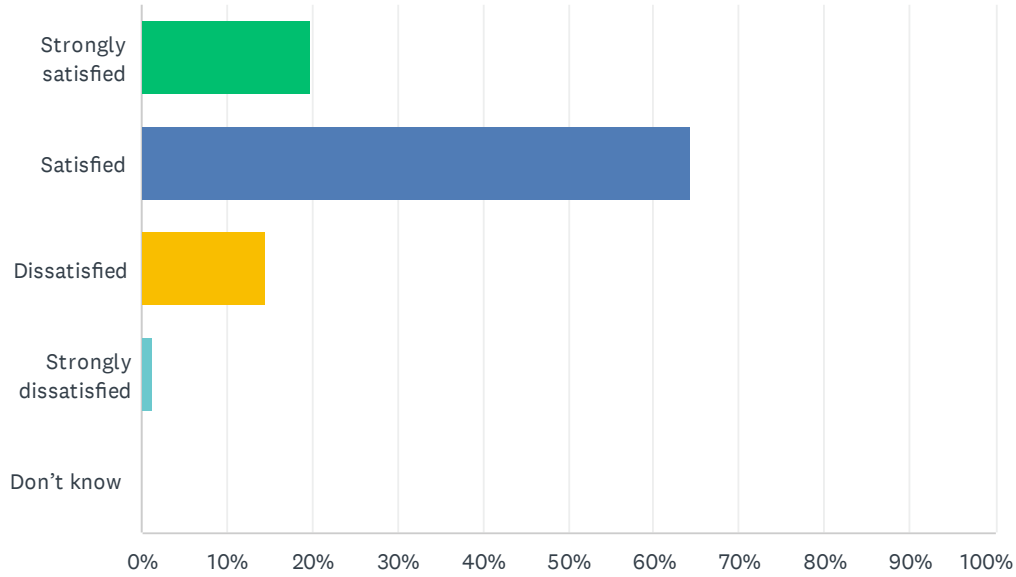
Answered: 78 Skipped: 4



ANSWER CHOICES	RESPONSES	
Strongly agree	15.38%	12
Agree	67.95%	53
Disagree	8.97%	7
Strongly disagree	3.85%	3
Don't know	3.85%	3
<b>TOTAL</b>		<b>78</b>

## Q11 How satisfied are you with the quality of education your child's receiving at school?

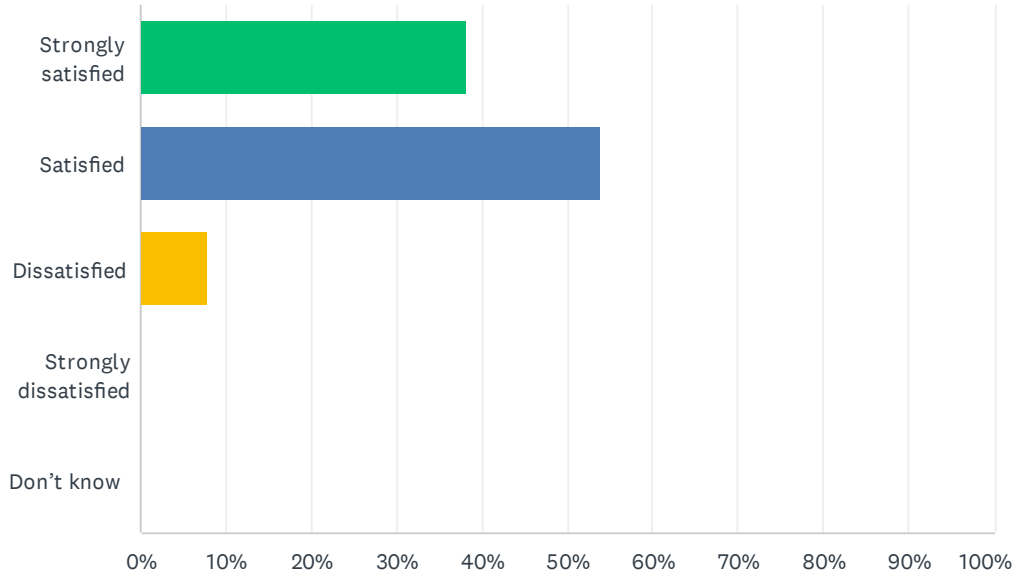
Answered: 76 Skipped: 6



ANSWER CHOICES	RESPONSES	
Strongly satisfied	19.74%	15
Satisfied	64.47%	49
Dissatisfied	14.47%	11
Strongly dissatisfied	1.32%	1
Don't know	0.00%	0
<b>TOTAL</b>		<b>76</b>

## Q12 How satisfied are you with the quality of teaching at your child's school?

Answered: 76 Skipped: 6

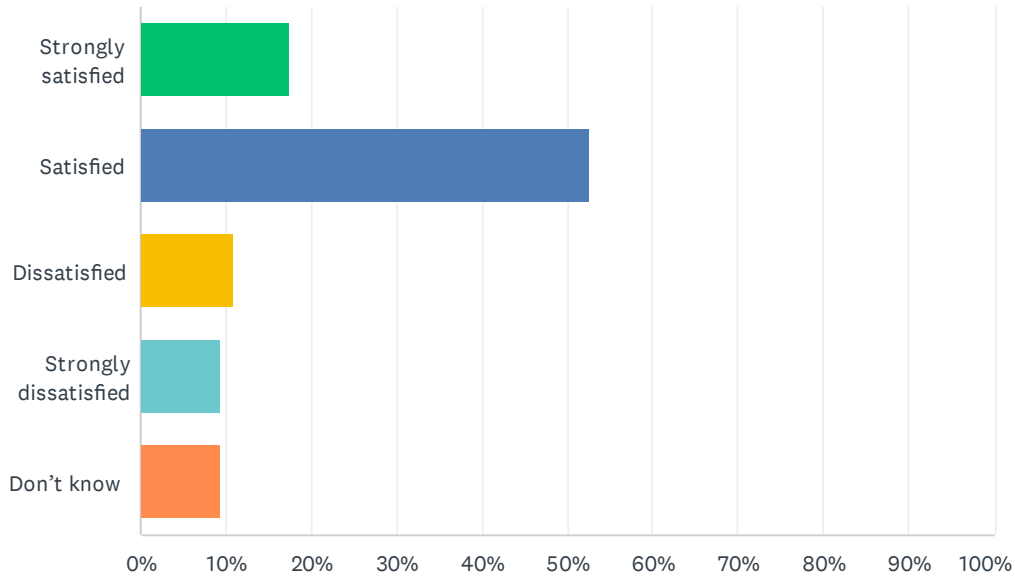


ANSWER CHOICES	RESPONSES	
Strongly satisfied	38.16%	29
Satisfied	53.95%	41
Dissatisfied	7.89%	6
Strongly dissatisfied	0.00%	0
Don't know	0.00%	0
<b>TOTAL</b>		<b>76</b>



### Q13 How satisfied are you with the leadership at your child's school?

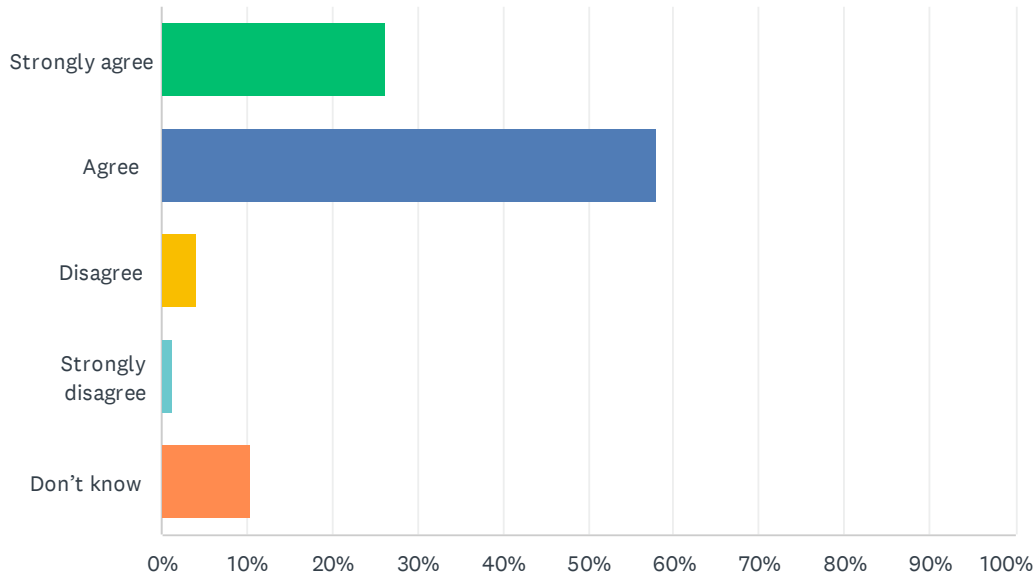
Answered: 74 Skipped: 8



ANSWER CHOICES	RESPONSES	
Strongly satisfied	17.57%	13
Satisfied	52.70%	39
Dissatisfied	10.81%	8
Strongly dissatisfied	9.46%	7
Don't know	9.46%	7
<b>TOTAL</b>		<b>74</b>

### Q14 My child’s school encourages my child to be a responsible, respectful and engaged citizen.

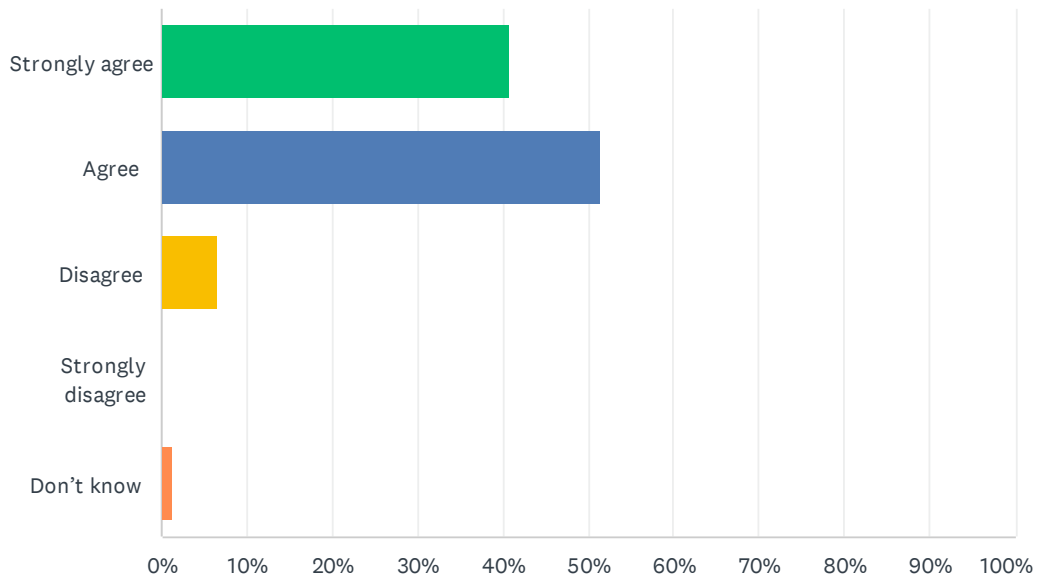
Answered: 76 Skipped: 6



ANSWER CHOICES	RESPONSES	
Strongly agree	26.32%	20
Agree	57.89%	44
Disagree	3.95%	3
Strongly disagree	1.32%	1
Don't know	10.53%	8
<b>TOTAL</b>		<b>76</b>

## Q15 School staff care about my child.

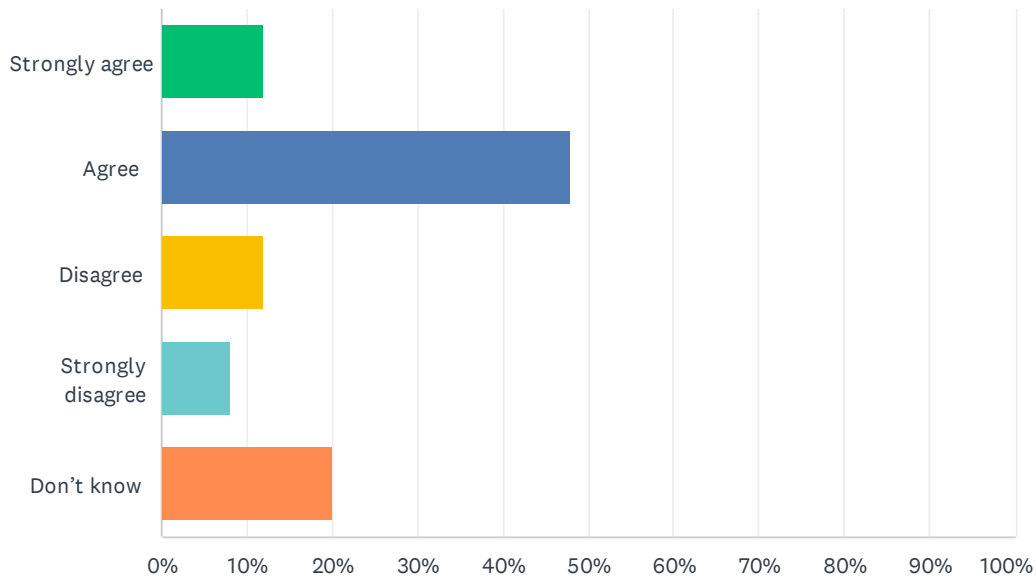
Answered: 76 Skipped: 6



ANSWER CHOICES	RESPONSES	
Strongly agree	40.79%	31
Agree	51.32%	39
Disagree	6.58%	5
Strongly disagree	0.00%	0
Don't know	1.32%	1
<b>TOTAL</b>		<b>76</b>

## Q16 My child's school handles discipline fairly and reasonably.

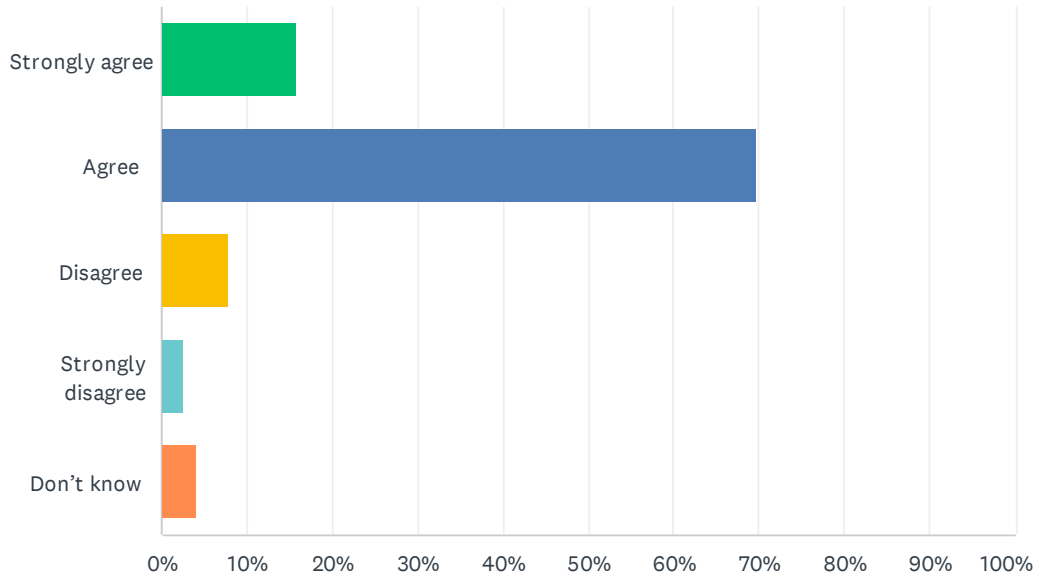
Answered: 75 Skipped: 7



ANSWER CHOICES	RESPONSES	
Strongly agree	12.00%	9
Agree	48.00%	36
Disagree	12.00%	9
Strongly disagree	8.00%	6
Don't know	20.00%	15
<b>TOTAL</b>		<b>75</b>

## Q17 My child's school is safe.

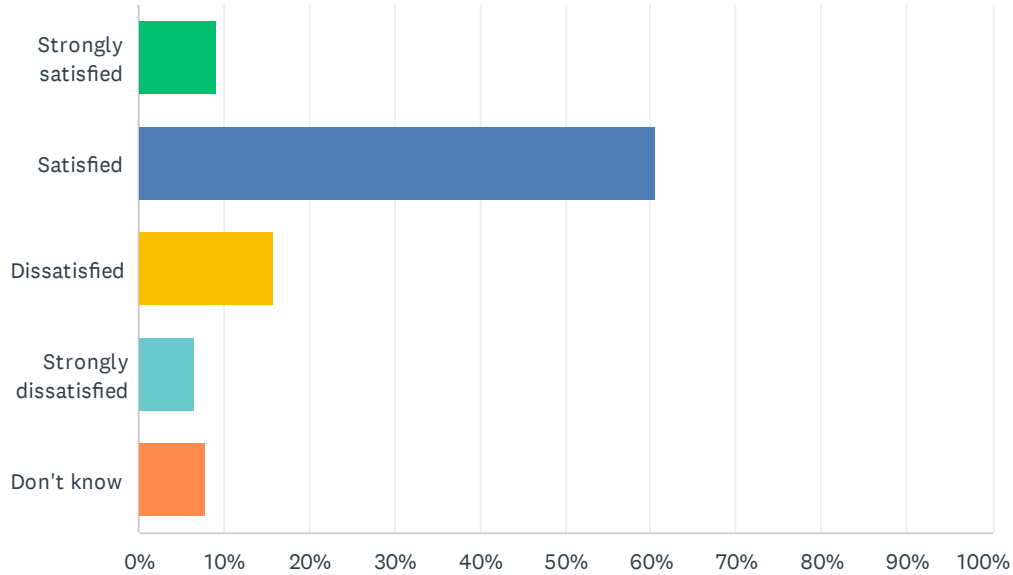
Answered: 76 Skipped: 6



ANSWER CHOICES	RESPONSES	
Strongly agree	15.79%	12
Agree	69.74%	53
Disagree	7.89%	6
Strongly disagree	2.63%	2
Don't know	3.95%	3
<b>TOTAL</b>		<b>76</b>

## Q18 How satisfied are you with the resources available to support your child's learning?

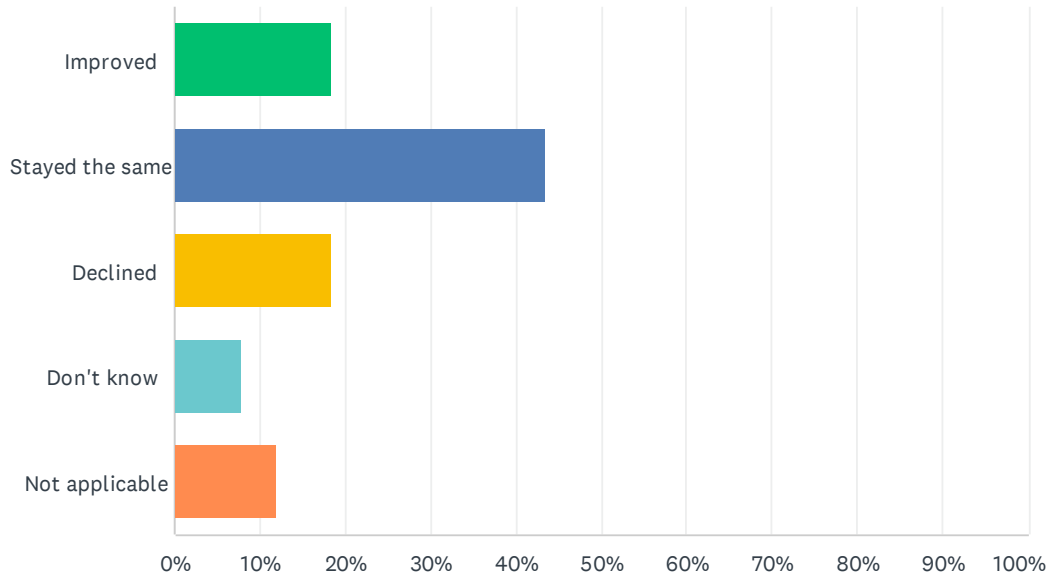
Answered: 76 Skipped: 6



ANSWER CHOICES	RESPONSES	
Strongly satisfied	9.21%	7
Satisfied	60.53%	46
Dissatisfied	15.79%	12
Strongly dissatisfied	6.58%	5
Don't know	7.89%	6
<b>TOTAL</b>		<b>76</b>

### Q19 In your opinion, has the quality of education your child's experienced improved, stayed the same or declined in the past three years?

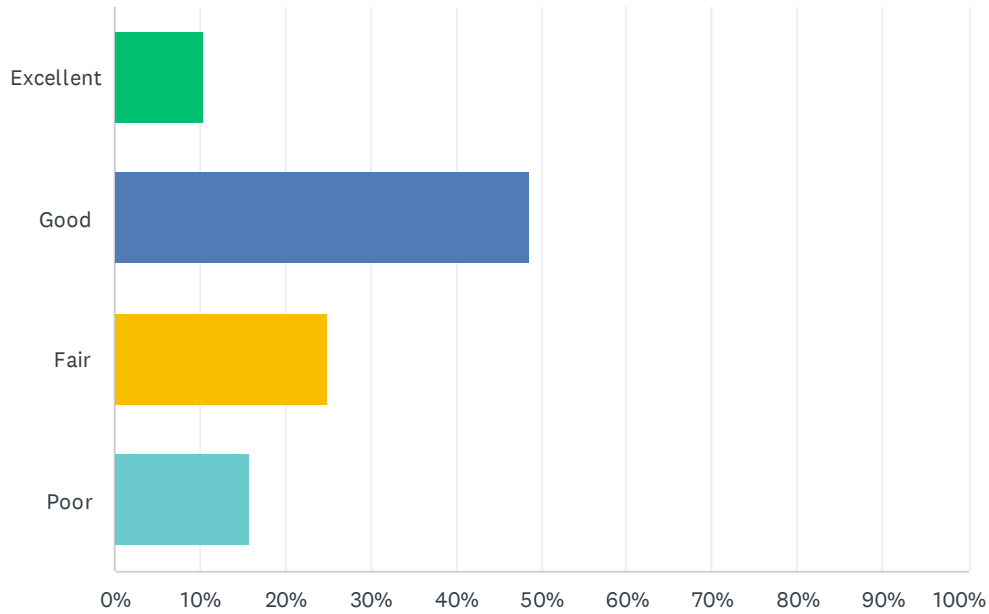
Answered: 76 Skipped: 6



ANSWER CHOICES	RESPONSES	
Improved	18.42%	14
Stayed the same	43.42%	33
Declined	18.42%	14
Don't know	7.89%	6
Not applicable	11.84%	9
<b>TOTAL</b>		<b>76</b>

## Q20 How do you rate the physical condition of your child's school?

Answered: 76 Skipped: 6

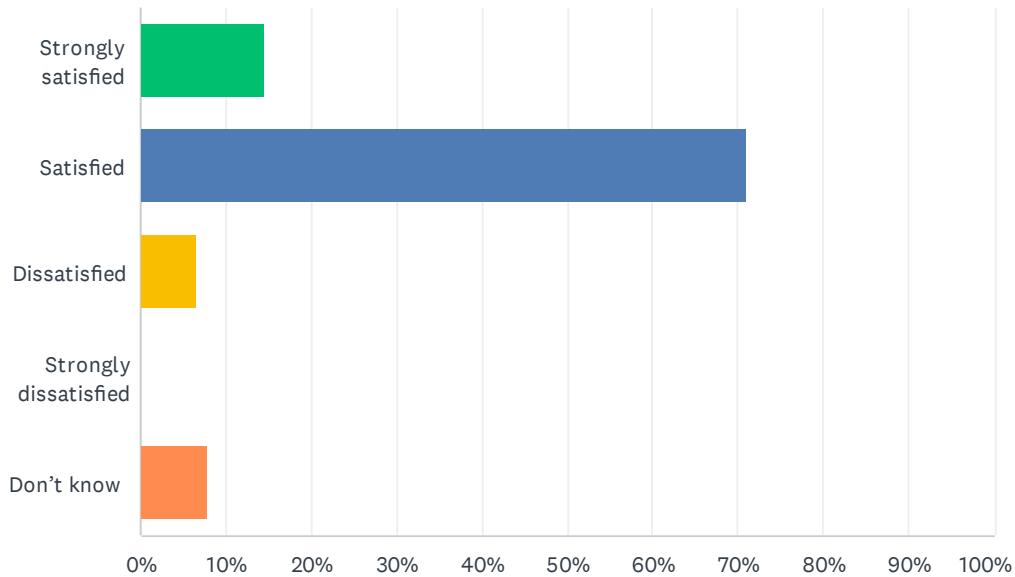


ANSWER CHOICES	RESPONSES
Excellent	10.53% 8
Good	48.68% 37
Fair	25.00% 19
Poor	15.79% 12
TOTAL	76



**Q21 How satisfied are you with the opportunities provided to be involved in your child's education? Refer to the EIPS Parent Engagement overview for examples of involvement and engagement opportunities that help support student success.**

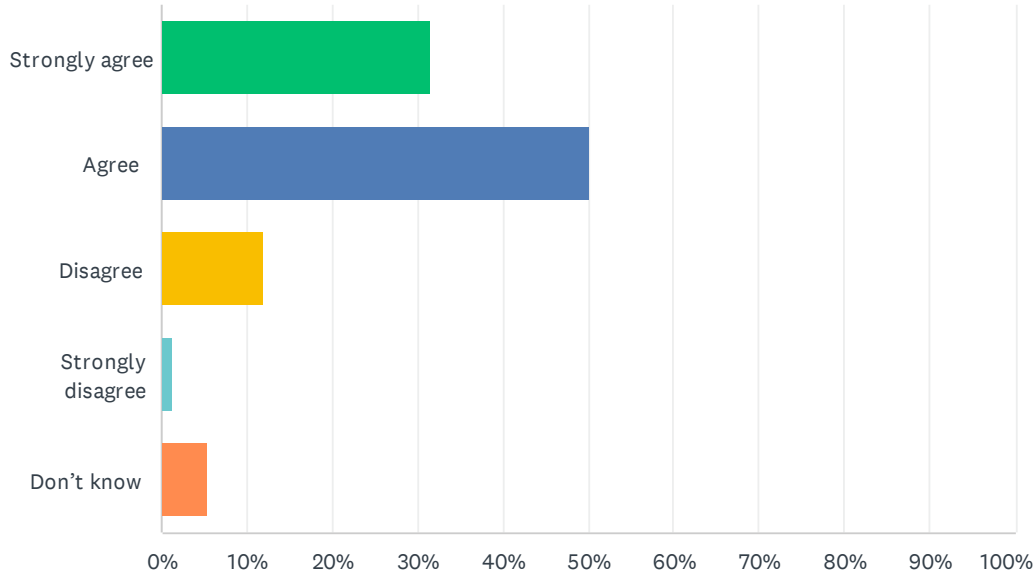
Answered: 76 Skipped: 6



ANSWER CHOICES	RESPONSES	
Strongly satisfied	14.47%	11
Satisfied	71.05%	54
Dissatisfied	6.58%	5
Strongly dissatisfied	0.00%	0
Don't know	7.89%	6
<b>TOTAL</b>		<b>76</b>

## Q22 The school keeps me informed about my child's progress and achievement.

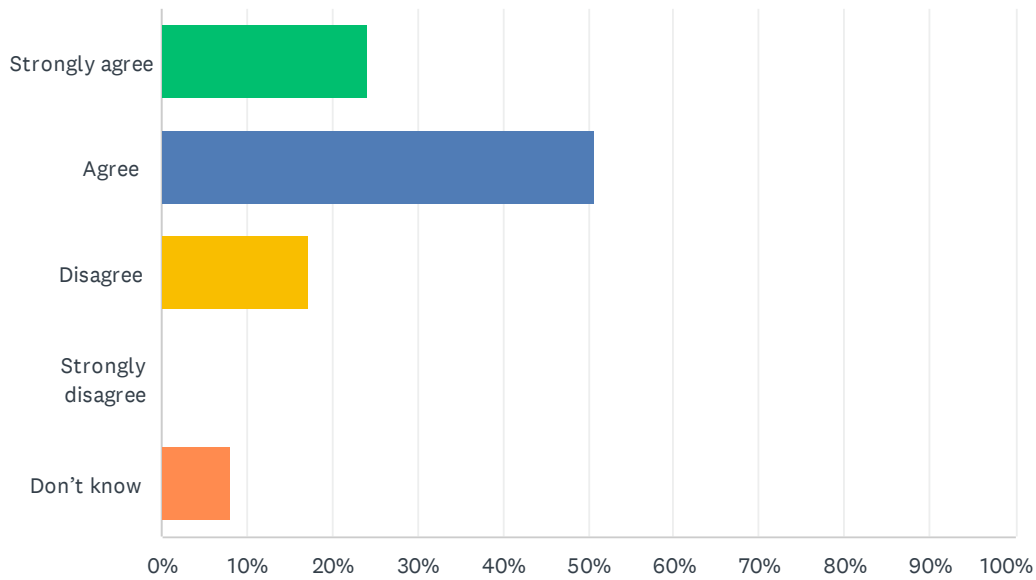
Answered: 76 Skipped: 6



ANSWER CHOICES	RESPONSES	
Strongly agree	31.58%	24
Agree	50.00%	38
Disagree	11.84%	9
Strongly disagree	1.32%	1
Don't know	5.26%	4
<b>TOTAL</b>		<b>76</b>

## Q23 There is open and honest communication within my child's school.

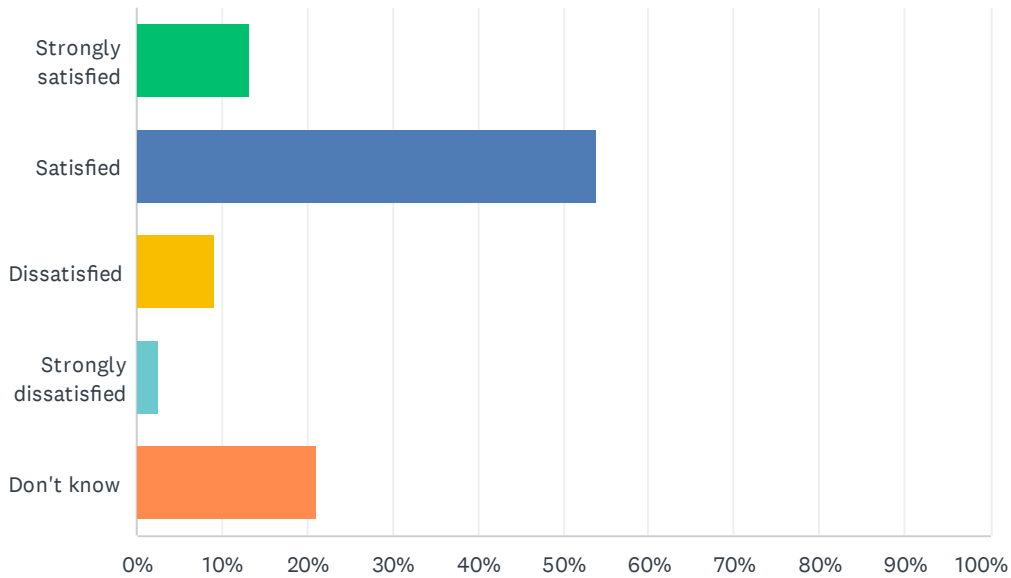
Answered: 75 Skipped: 7



ANSWER CHOICES	RESPONSES	
Strongly agree	24.00%	18
Agree	50.67%	38
Disagree	17.33%	13
Strongly disagree	0.00%	0
Don't know	8.00%	6
<b>TOTAL</b>		<b>75</b>

## Q24 How satisfied are you with the Division’s commitment to engaging stakeholders—including parents and caregivers—about matters that affect decision-making and public education?

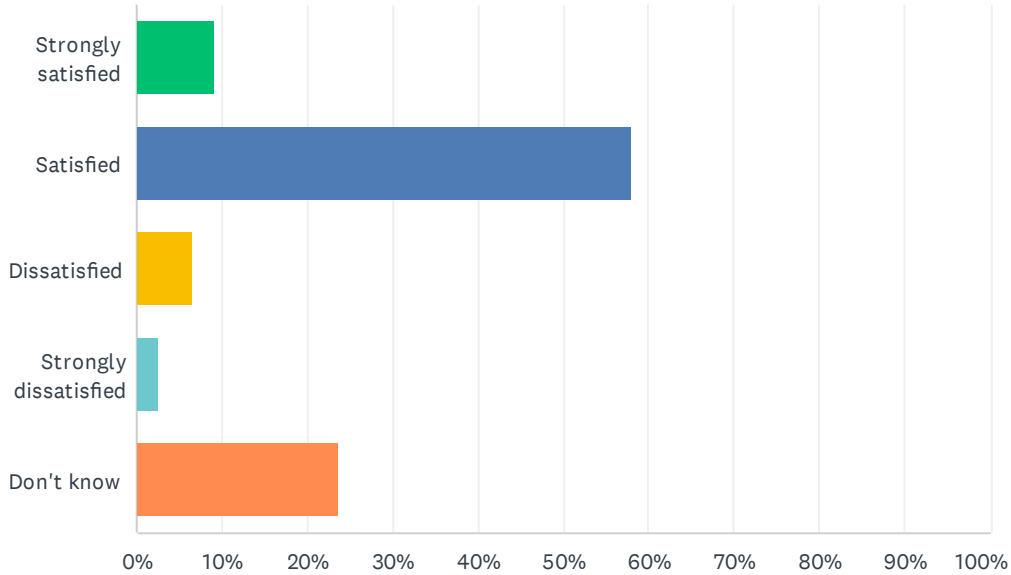
Answered: 76 Skipped: 6



ANSWER CHOICES	RESPONSES
Strongly satisfied	13.16% 10
Satisfied	53.95% 41
Dissatisfied	9.21% 7
Strongly dissatisfied	2.63% 2
Don't know	21.05% 16
<b>TOTAL</b>	<b>76</b>

## Q25 How satisfied are you with the Division’s commitment to advocating for public education?

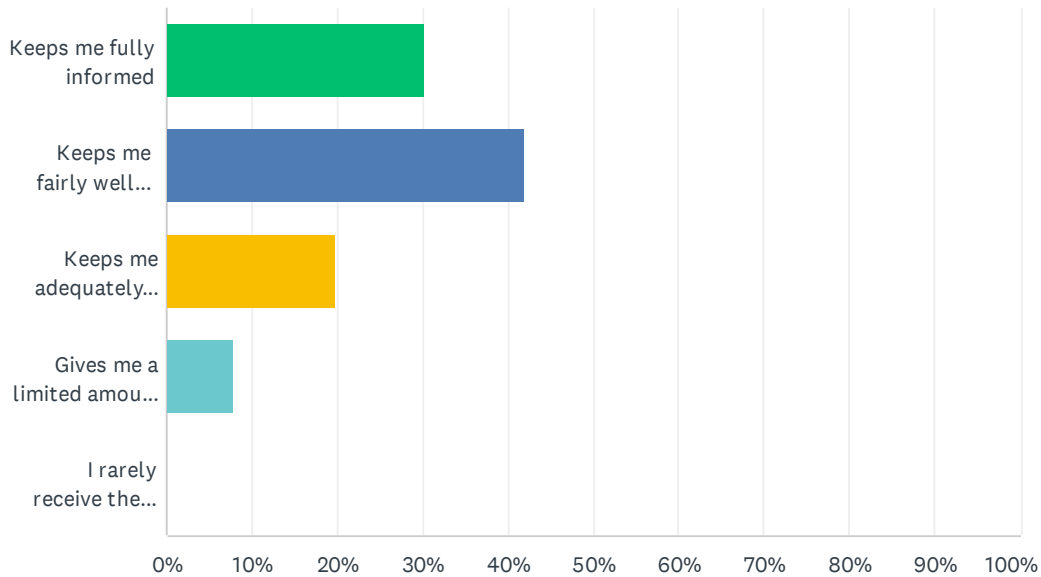
Answered: 76 Skipped: 6



ANSWER CHOICES	RESPONSES	
Strongly satisfied	9.21%	7
Satisfied	57.89%	44
Dissatisfied	6.58%	5
Strongly dissatisfied	2.63%	2
Don't know	23.68%	18
<b>TOTAL</b>		<b>76</b>

**Q26 Elk Island Public Schools appreciates the opportunity to stay connected with parents about news, activities, programs and other matters of importance. What is your impression of the communication you receive from your child's school?**

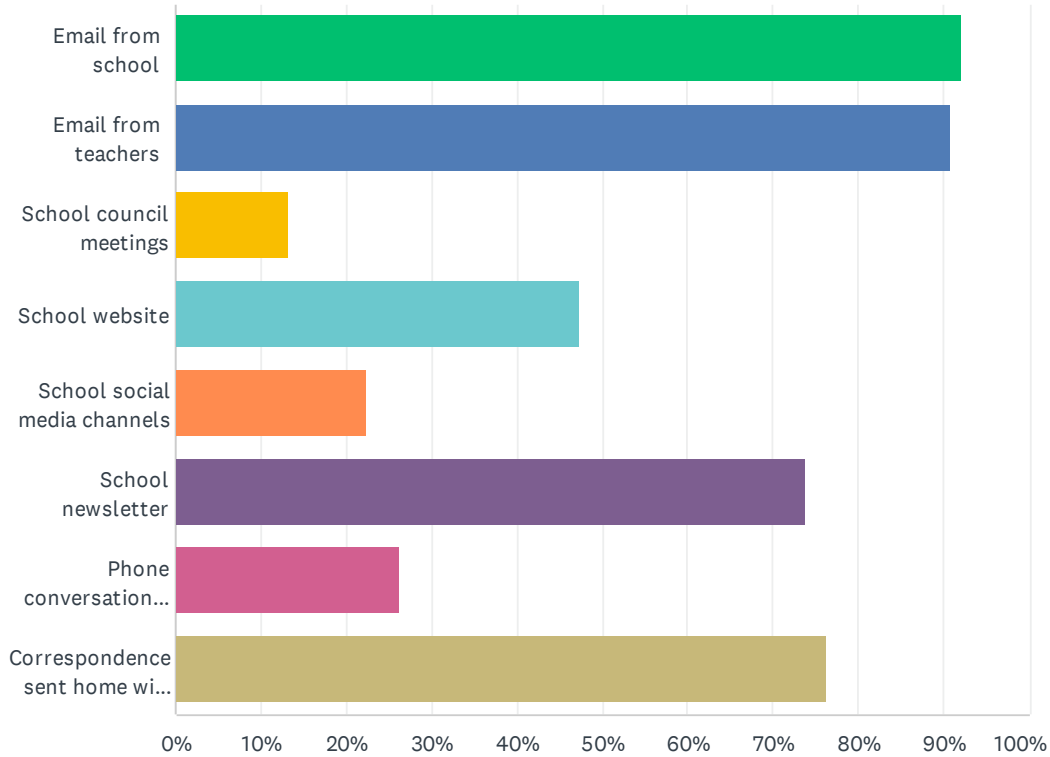
Answered: 76 Skipped: 6



ANSWER CHOICES	RESPONSES	
Keeps me fully informed	30.26%	23
Keeps me fairly well informed	42.11%	32
Keeps me adequately informed	19.74%	15
Gives me a limited amount of information	7.89%	6
I rarely receive the information I need	0.00%	0
<b>TOTAL</b>		<b>76</b>

## Q27 Do you regularly make use of the following to keep up to date on school activities, programs, etc.? Check all that apply.

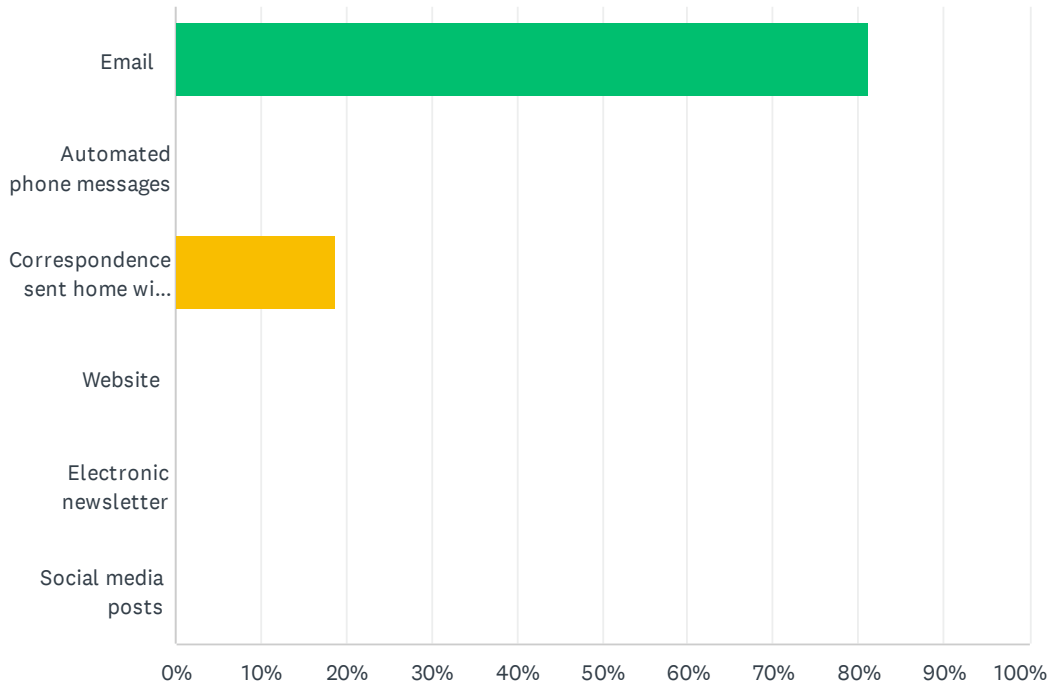
Answered: 76 Skipped: 6



ANSWER CHOICES	RESPONSES	
Email from school	92.11%	70
Email from teachers	90.79%	69
School council meetings	13.16%	10
School website	47.37%	36
School social media channels	22.37%	17
School newsletter	73.68%	56
Phone conversations with the school or teachers	26.32%	20
Correspondence sent home with my child	76.32%	58
Total Respondents: 76		

## Q28 What is your most preferred method of communication from the school and Division?

Answered: 75 Skipped: 7

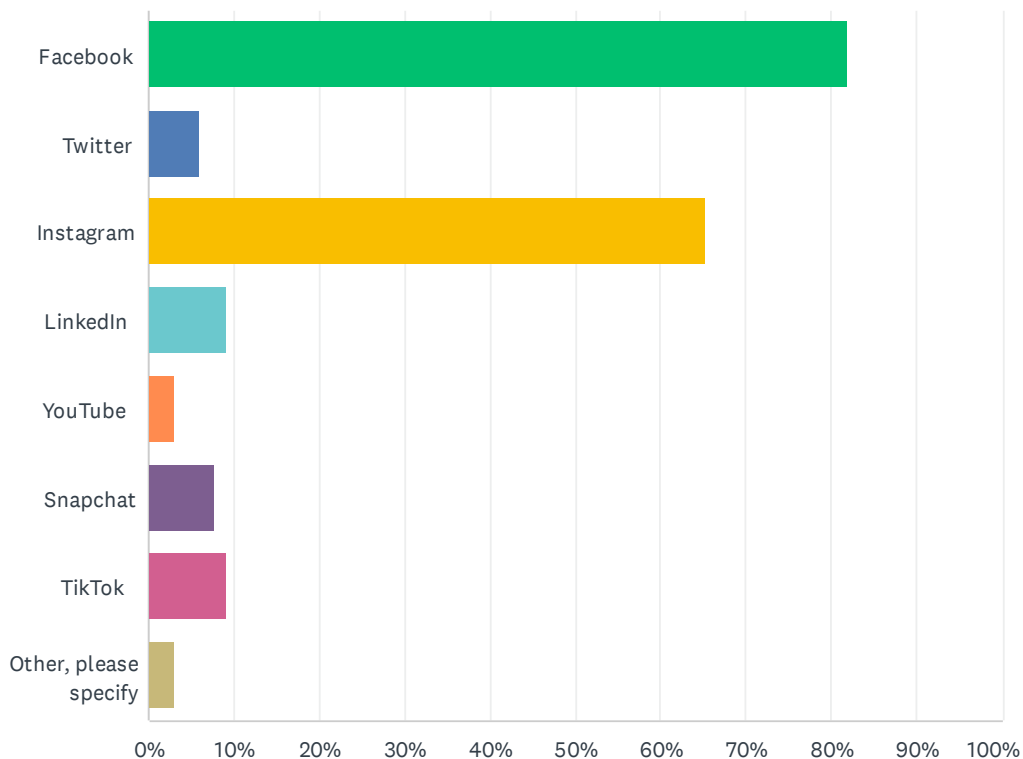


ANSWER CHOICES	RESPONSES	
Email	81.33%	61
Automated phone messages	0.00%	0
Correspondence sent home with my child	18.67%	14
Website	0.00%	0
Electronic newsletter	0.00%	0
Social media posts	0.00%	0
<b>TOTAL</b>		<b>75</b>



### Q29 The Division and schools often share news and information on social media. Which of the following platforms do you use? Check all that apply.

Answered: 66 Skipped: 16



ANSWER CHOICES	RESPONSES	
Facebook	81.82%	54
Twitter	6.06%	4
Instagram	65.15%	43
LinkedIn	9.09%	6
YouTube	3.03%	2
Snapchat	7.58%	5
TikTok	9.09%	6
Other, please specify	3.03%	2
Total Respondents: 66		