

School Education Plan

James Mowat Elementary

2025-26



School Education Plan for the 2025-26 School Year

James Mowat Elementary

SCHOOL GOAL 1

SCHOOL GOAL 1: More students at James Mowat School will achieve one year's growth in literacy by the end of the school year.

Related Division Goals

- Priority 1, Goal 2: Promote Growth and Success for All Students; Success for Every Student.






Strategy

STRATEGIES: • Collaborate with district consultants to provide professional development opportunities in literacy • Review assessment data to identify trends and develop specific strategies to guide reading instruction and intervention • Provide differentiated instruction through in-class small groups and phonemic awareness activities • Implement targeted support for striving readers to enhance decoding skills, fluency and comprehension • Utilize school-wide common monthly writing prompts to build student writing portfolios which encourage writing, track progress, and celebrate growth • Create a variety of school-wide reading incentive programs and “challenges” to promote, celebrate and encourage engagement in reading at school and home.

School Education Plan for the 2025-26 School Year

James Mowat Elementary

Measure Results

Priority	Goal	Measure	Description	2022-23	2023-24	2024-25	Trendline
P1	G1	M9	The percentage of EIPS stakeholders who agree children are becoming ready to enter Grade 1 as a result of being in the kindergarten program.	76.47%	83.12%	84.62%	
P1	G2	M32	The percentage of students who achieved the standard of excellence in: Grade 6 Language Arts PAT.	16.70%	No Result	No Result	
P1	G2	M37	The percentage of families who agree the literacy skills their child's learning at school are useful.	91.70%	100.00%	84.20%	
P1	G2	M38	The percentage of EIPS stakeholders who agree students are demonstrating growth in literacy.	86.00%	92.75%	84.71%	
P1	G2	M193	The percentage of students who achieved the acceptable standard in: Grade 6 Language Arts PAT.	83.30%	No Result	No Result	

Other Measures

- The percentage of students from Kindergarten to Grade 3 who measure not at-risk or not requiring additional supports for Government of Alberta, Provincial Literacy Screening assessments.

School Education Plan for the 2025-26 School Year

James Mowat Elementary

SCHOOL GOAL 2

SCHOOL GOAL 2: More students at James Mowat School will achieve one year's growth in numeracy by the end of the school year.

Related Division Goals

- Priority 1, Goal 2: Promote Growth and Success for All Students; Success for Every Student.






Strategy

- Engage in grade-level collaboration with the support of district consultants to enhance numeracy instruction
- Review assessment data to identify trends and develop specific strategies to guide instruction
- Provide differentiated instruction through small group support at all grades
- Build staff capacity in using observations and conversations as assessment evidence in math
- Continue to use the Building Fact Fluency Kit to increase proficiency with foundational math skills
- School-wide numeracy challenges and learning activities to increase engagement and make learning fun

School Education Plan for the 2025-26 School Year

James Mowat Elementary

Measure Results

Priority	Goal	Measure	Description	2022-23	2023-24	2024-25	Trendline
P1	G1	M9	The percentage of EIPS stakeholders who agree children are becoming ready to enter Grade 1 as a result of being in the kindergarten program.	76.47%	83.12%	84.62%	
P1	G2	M44	The percentage of families who agree the numeracy skills their child's learning at school are useful.	83.30%	94.10%	84.20%	
P1	G2	M45	The percentage of students who achieve the standard of excellence in: Grade 6 Mathematics PAT.	16.70%	No Result	No Result	
P1	G2	M46	The percentage of EIPS stakeholders who agree students are demonstrating growth in numeracy.	91.00%	92.75%	89.41%	
P1	G2	M200	The percentage of students who achieve the acceptable standard in: Grade 6 Mathematics PAT.	79.60%	No Result	No Result	

Other Measures

- The percentage of students from Kindergarten to Grade 3 who measure not at-risk or not requiring additional supports for Government of Alberta, Provincial Numeracy Screening assessments.

School Education Plan for the 2025-26 School Year

James Mowat Elementary

SCHOOL GOAL 3

SCHOOL GOAL 3: Students at James Mowat School will show growth as responsible citizens who demonstrate leadership.

Related Division Goals

- Priority 2, Goal 2: Enhance High-Quality Learning and Working Environments; Positive Learning and Working Environments.





Strategy

- Enhance leadership and citizenship opportunities utilizing Circles, Student Council, buddy classes, clubs, sports teams, Career Day and library helpers to facilitate multi-grade connections and build a sense of community
- Opportunities for staff to participate in professional development to support students with social-emotional learning and growth
- school initiative focused on coregulation strategies and executive functioning supports, brain structure lessons, restorative practice work, and social emotional learning. Circles will also feature a number of interactive social emotional learning lessons which will be reinforced with classroom activities
- Celebrate student contributions and accomplishments through our Way to Go Blue Jay recognition program which is based on our school expectations
- Students participate in supporting charitable organizations to appreciate the importance of citizenship
- Work collaboratively with district consultants to enhance First Nations, Métis and Inuit programming focused on land-based learning and build connections with self-identified students and families

School Education Plan for the 2025-26 School Year

James Mowat Elementary

Measure Results

Priority	Goal	Measure	Description	2022-23	2023-24	2024-25	Trendline
P1	G2	M17	The percentage of EIPS stakeholders who agree students have an understanding of First Nations, Métis and Inuit culture and history.	87.00%	89.86%	89.41%	
P2	G2	M78	The percentage of teachers, families and students who agree students at their school model of active citizenship.	82.00%	70.20%	77.10%	
P2	G2	M79	The percentage of EIPS stakeholders who agree their/their child's school encourages learners to be responsible, respectful and engaged citizens.	82.65%	84.06%	90.24%	
P2	G2	M84	Percentage of teacher, parent and student agreement that: students are safe at school, are learning the importance of caring for others, are learning respect for others and are treated fairly in my school.	87.50%	78.10%	85.00%	
P2	G2	M86	The percentage of students who agree their teachers care about them.	85.10%	77.60%	87.80%	