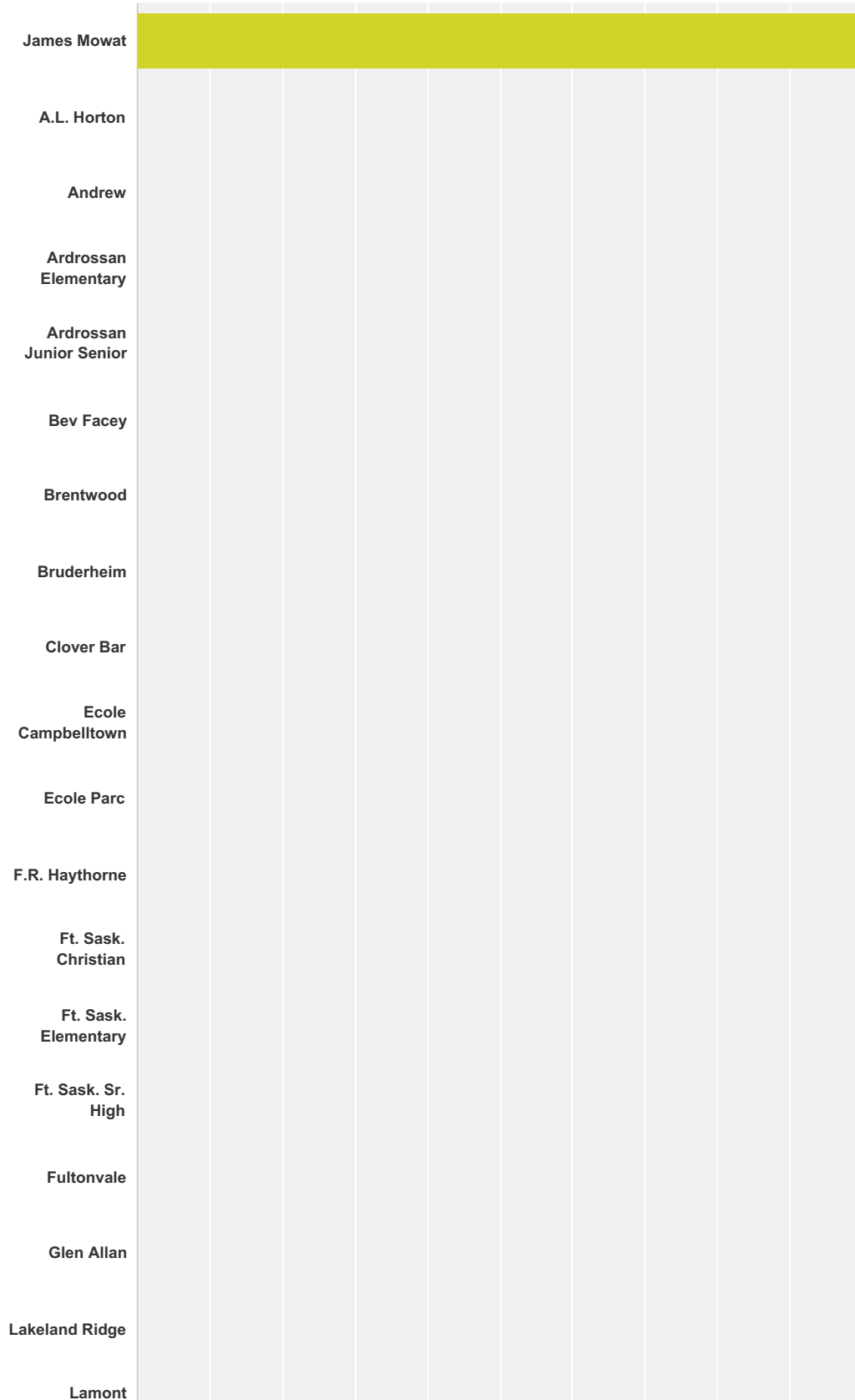



Q1 Please indicate the school your child attends.

Answered: 70 Skipped: 0



EIPS Parent Survey November 2015



Answer Choices	Responses
----------------	-----------

EIPS Parent Survey November 2015

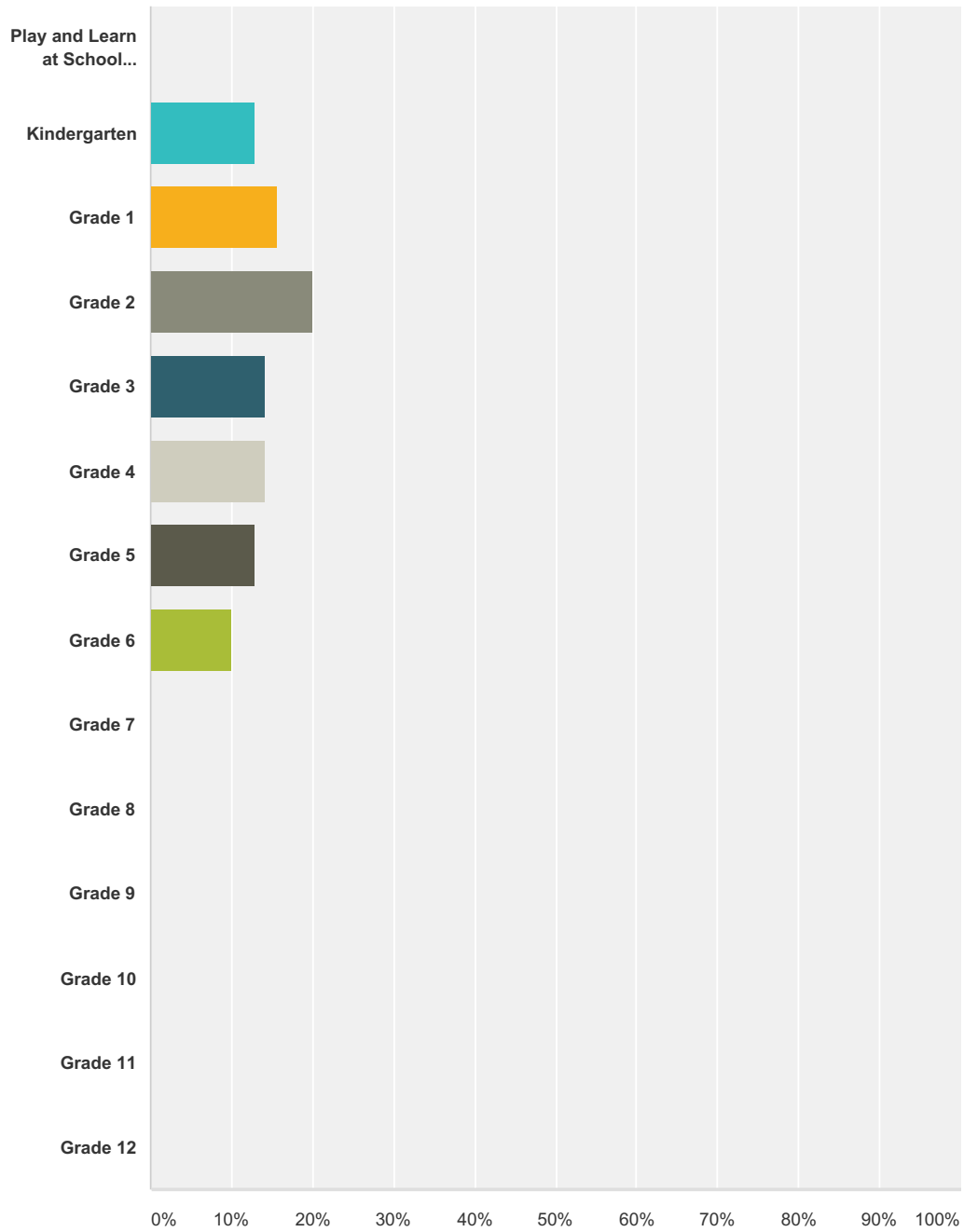
James Mowat	100.00%	70
A.L. Horton	0.00%	0
Andrew	0.00%	0
Ardrossan Elementary	0.00%	0
Ardrossan Junior Senior	0.00%	0
Bev Facey	0.00%	0
Brentwood	0.00%	0
Bruderheim	0.00%	0
Clover Bar	0.00%	0
Ecole Campbelltown	0.00%	0
Ecole Parc	0.00%	0
F.R. Haythorne	0.00%	0
Ft. Sask. Christian	0.00%	0
Ft. Sask. Elementary	0.00%	0
Ft. Sask. Sr. High	0.00%	0
Fultonvale	0.00%	0
Glen Allan	0.00%	0
Lakeland Ridge	0.00%	0
Lamont Elementary	0.00%	0
Lamont High	0.00%	0
Mills Haven	0.00%	0
Ministik	0.00%	0
Mundare	0.00%	0
NextStep/Outreach	0.00%	0
Pine Street	0.00%	0
Rudolph Hennig	0.00%	0
Salisbury	0.00%	0
Sherwood Heights	0.00%	0
SCA Elementary	0.00%	0
SCA Secondary	0.00%	0
Uncas	0.00%	0
Vegreville Composite	0.00%	0
Wes Hosford	0.00%	0
Westboro	0.00%	0

EIPS Parent Survey November 2015

Win Ferguson	0.00%	0
Woodbridge Farms	0.00%	0
Wye	0.00%	0
Total		70

Q2 Please indicate your child's grade.

Answered: 70 Skipped: 0



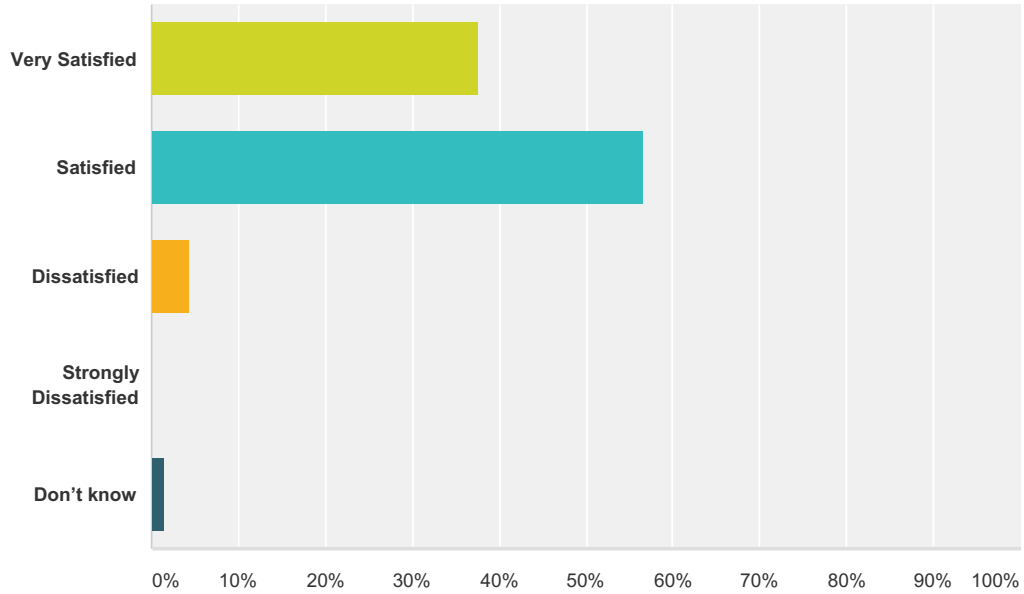
Answer Choices	Responses
Play and Learn at School (PALS)	0.00% 0
Kindergarten	12.86% 9
Grade 1	15.71% 11
Grade 2	20.00% 14
Grade 3	14.29% 10

EIPS Parent Survey November 2015

Grade 4	14.29%	10
Grade 5	12.86%	9
Grade 6	10.00%	7
Grade 7	0.00%	0
Grade 8	0.00%	0
Grade 9	0.00%	0
Grade 10	0.00%	0
Grade 11	0.00%	0
Grade 12	0.00%	0
Total		70

Q3 How satisfied are you with the quality of education that your child is receiving at his/her school?

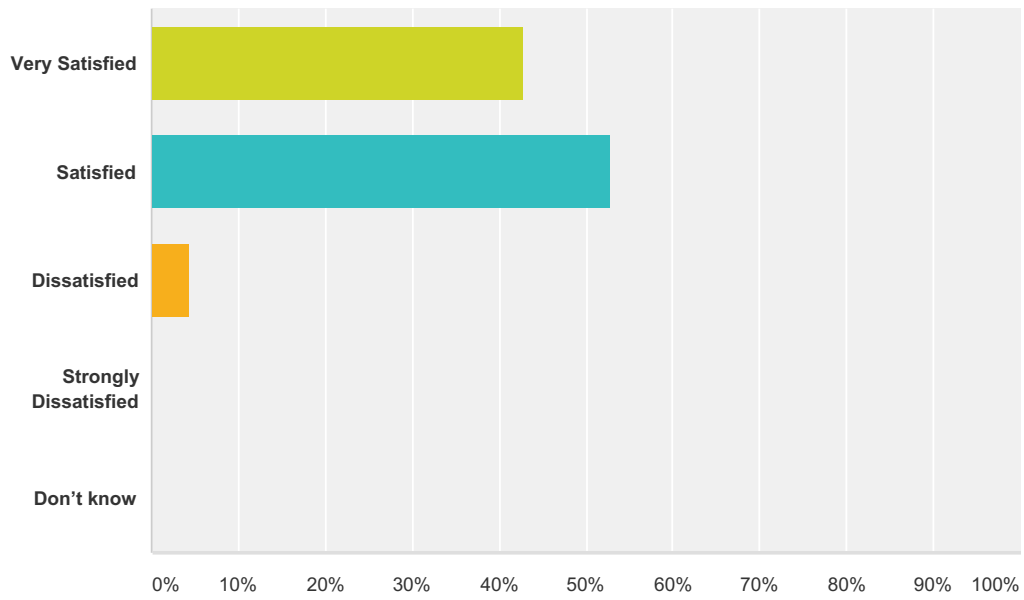
Answered: 69 Skipped: 1



Answer Choices	Responses	
Very Satisfied	37.68%	26
Satisfied	56.52%	39
Dissatisfied	4.35%	3
Strongly Dissatisfied	0.00%	0
Don't know	1.45%	1
Total		69

Q4 How satisfied are you with the quality of teaching at your child's school?

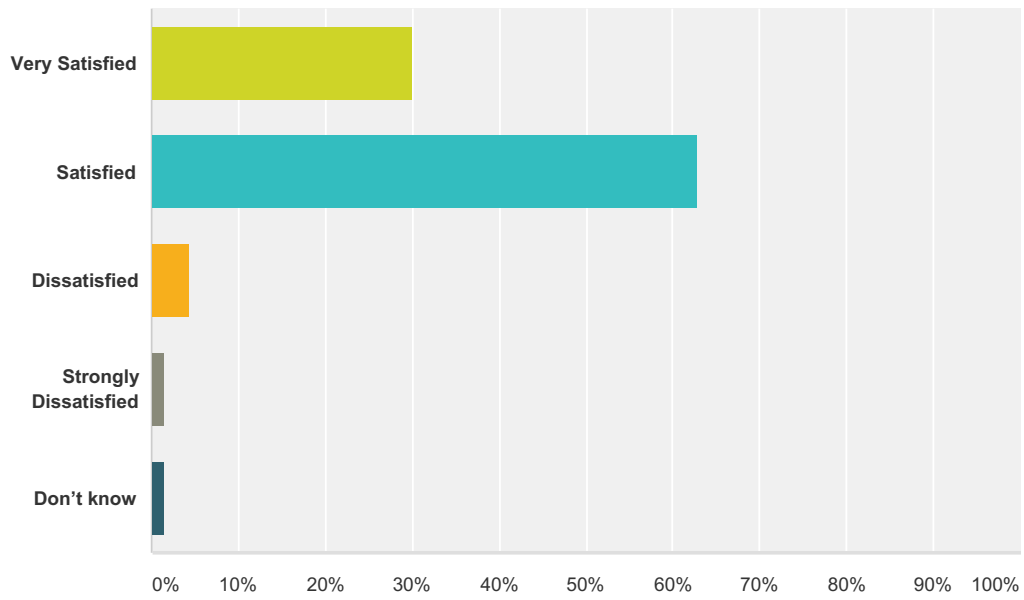
Answered: 70 Skipped: 0



Answer Choices	Responses	Count
Very Satisfied	42.86%	30
Satisfied	52.86%	37
Dissatisfied	4.29%	3
Strongly Dissatisfied	0.00%	0
Don't know	0.00%	0
Total		70

Q5 How satisfied are you with the leadership in your child's school?

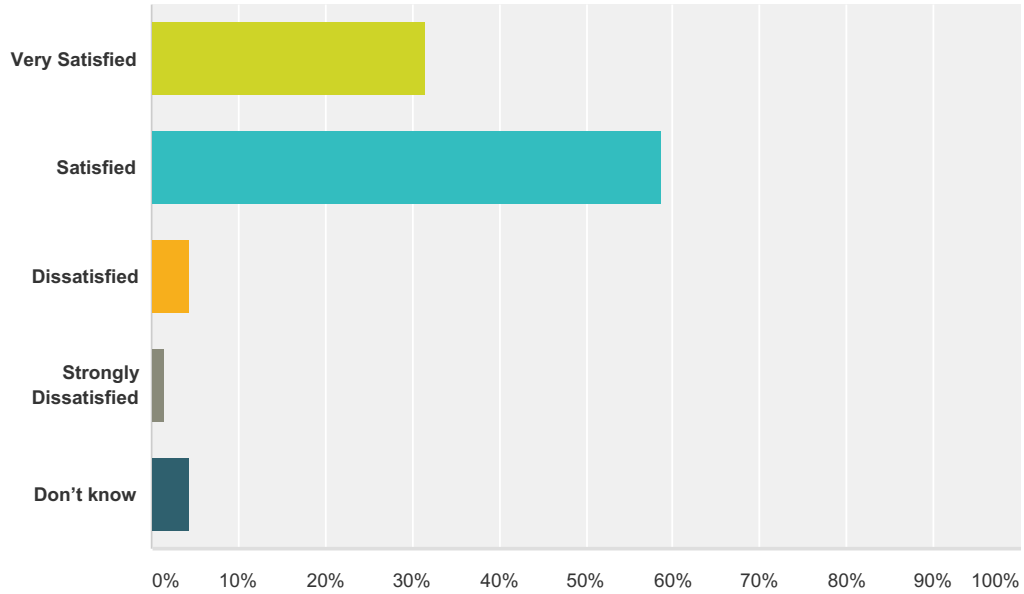
Answered: 70 Skipped: 0



Answer Choices	Responses	Count
Very Satisfied	30.00%	21
Satisfied	62.86%	44
Dissatisfied	4.29%	3
Strongly Dissatisfied	1.43%	1
Don't know	1.43%	1
Total		70

Q6 How satisfied are you with the opportunity to be involved in decisions at your child's school?

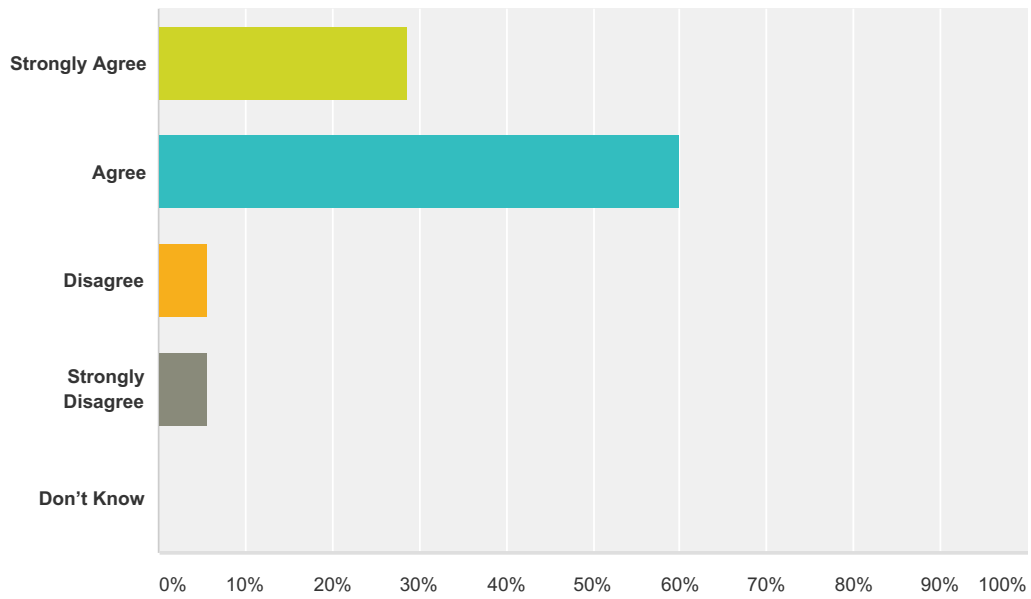
Answered: 70 Skipped: 0



Answer Choices	Responses	
Very Satisfied	31.43%	22
Satisfied	58.57%	41
Dissatisfied	4.29%	3
Strongly Dissatisfied	1.43%	1
Don't know	4.29%	3
Total		70

Q7 My child's individual needs are met.

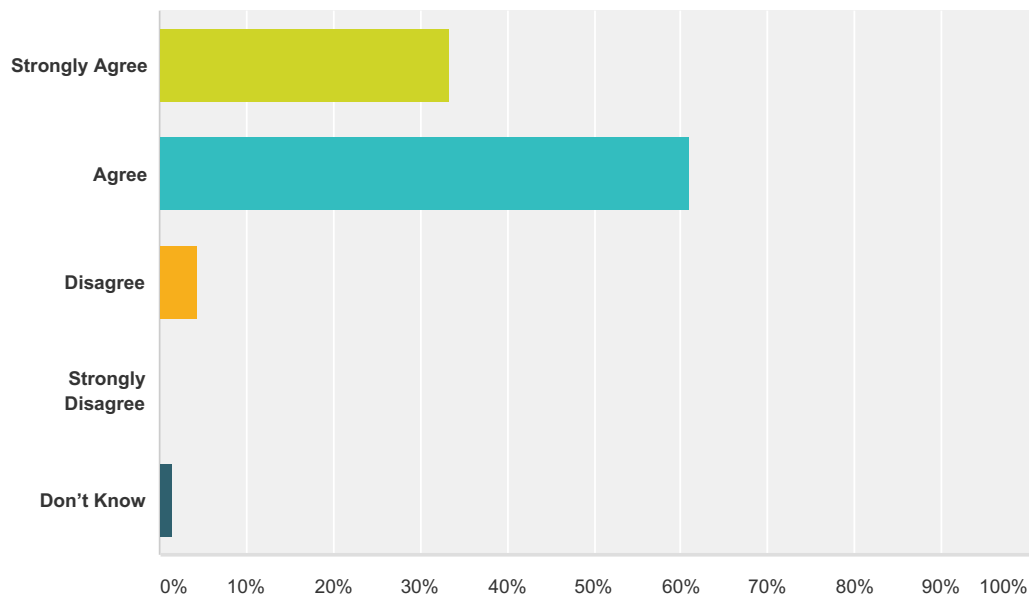
Answered: 70 Skipped: 0



Answer Choices	Responses	
Strongly Agree	28.57%	20
Agree	60.00%	42
Disagree	5.71%	4
Strongly Disagree	5.71%	4
Don't Know	0.00%	0
Total		70

Q8 The school keeps me informed about my child's progress and achievement.

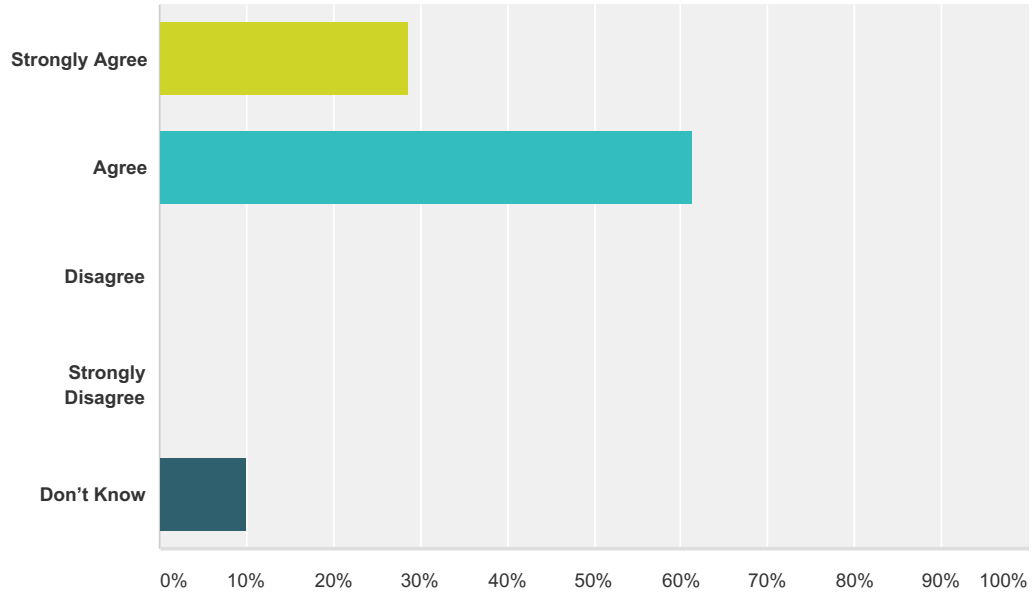
Answered: 69 Skipped: 1



Answer Choices	Responses	
Strongly Agree	33.33%	23
Agree	60.87%	42
Disagree	4.35%	3
Strongly Disagree	0.00%	0
Don't Know	1.45%	1
Total		69

Q9 The rights and responsibilities of citizenship are reinforced in my child's school.

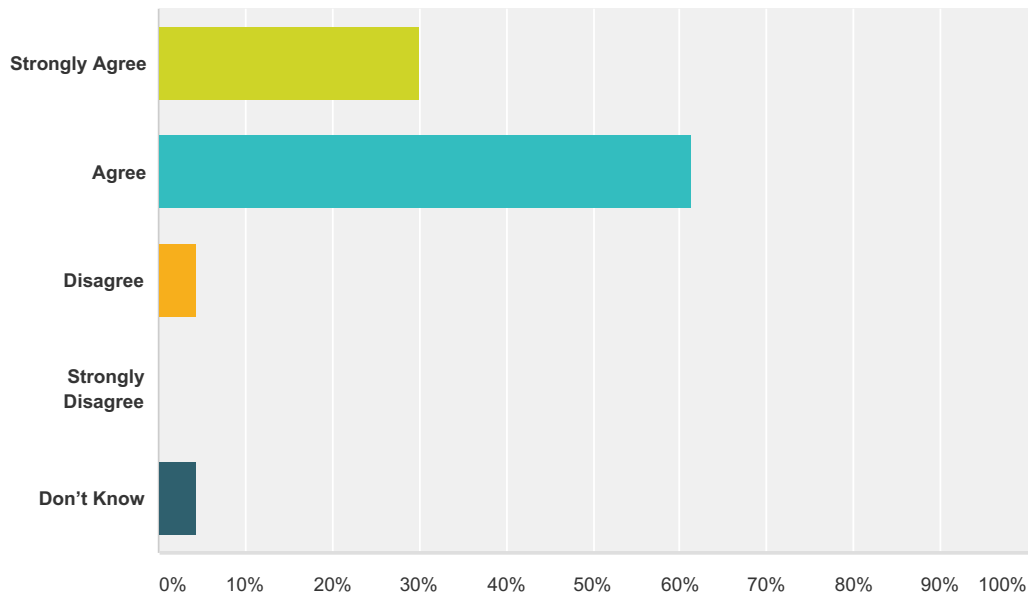
Answered: 70 Skipped: 0



Answer Choices	Responses	
Strongly Agree	28.57%	20
Agree	61.43%	43
Disagree	0.00%	0
Strongly Disagree	0.00%	0
Don't Know	10.00%	7
Total		70

Q10 The school staff care about my child.

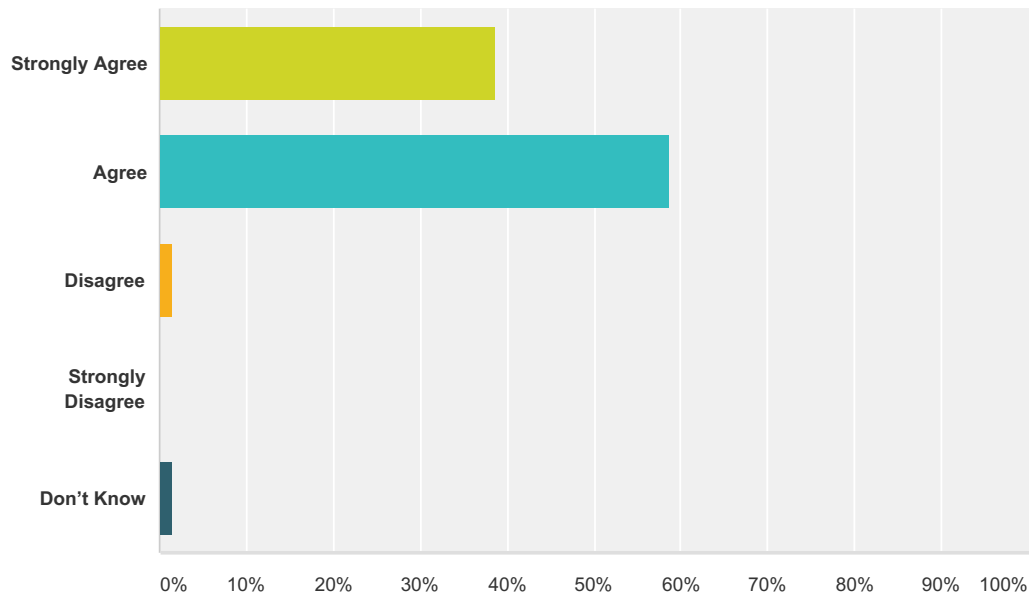
Answered: 70 Skipped: 0



Answer Choices	Responses	
Strongly Agree	30.00%	21
Agree	61.43%	43
Disagree	4.29%	3
Strongly Disagree	0.00%	0
Don't Know	4.29%	3
Total		70

Q11 My child is encouraged at school to do his or her best.

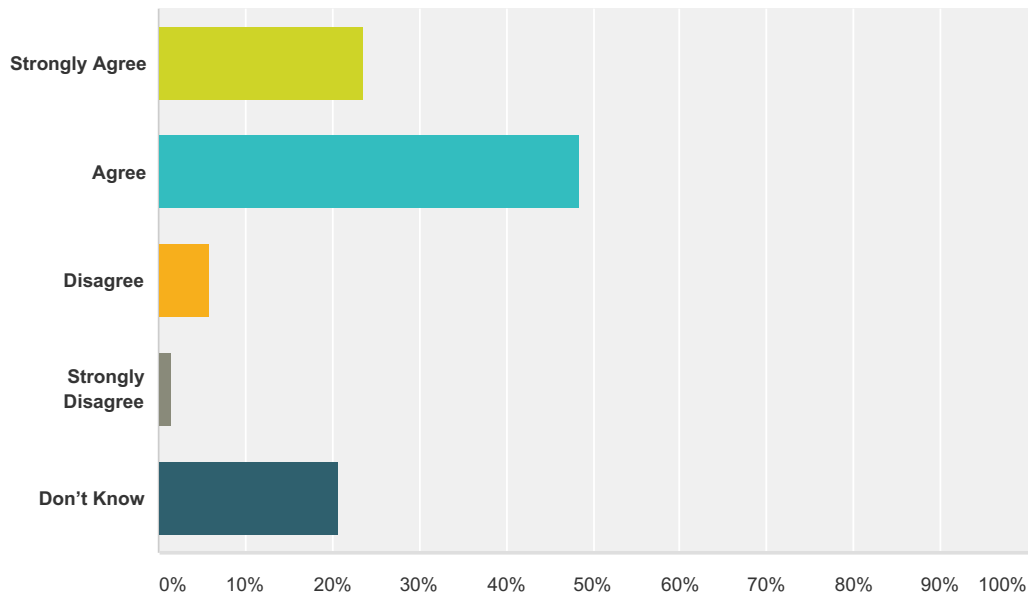
Answered: 70 Skipped: 0



Answer Choices	Responses	
Strongly Agree	38.57%	27
Agree	58.57%	41
Disagree	1.43%	1
Strongly Disagree	0.00%	0
Don't Know	1.43%	1
Total		70

Q12 Discipline is handled in a fair and reasonable manner in my child's school.

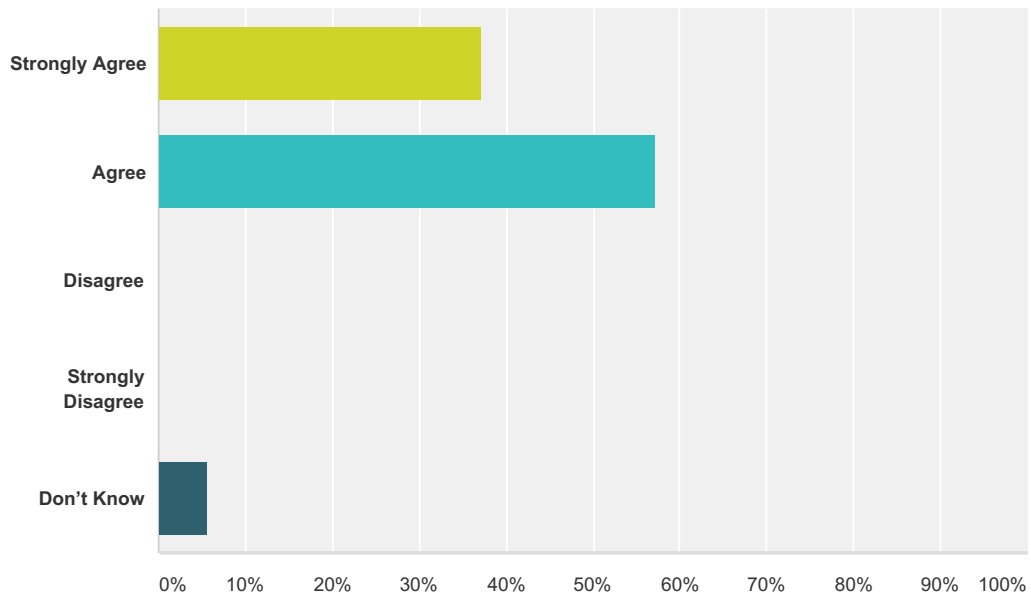
Answered: 68 Skipped: 2



Answer Choices	Responses	
Strongly Agree	23.53%	16
Agree	48.53%	33
Disagree	5.88%	4
Strongly Disagree	1.47%	1
Don't Know	20.59%	14
Total		68

Q13 My child's school is safe.

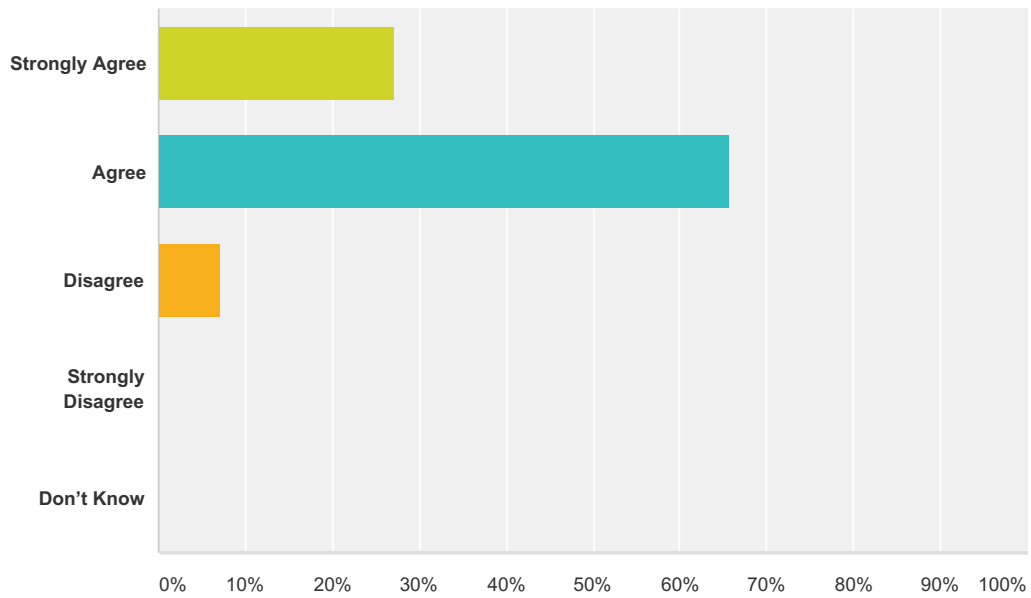
Answered: 70 Skipped: 0



Answer Choices	Responses	
Strongly Agree	37.14%	26
Agree	57.14%	40
Disagree	0.00%	0
Strongly Disagree	0.00%	0
Don't Know	5.71%	4
Total		70

Q14 There is open and honest communication within my child's school.

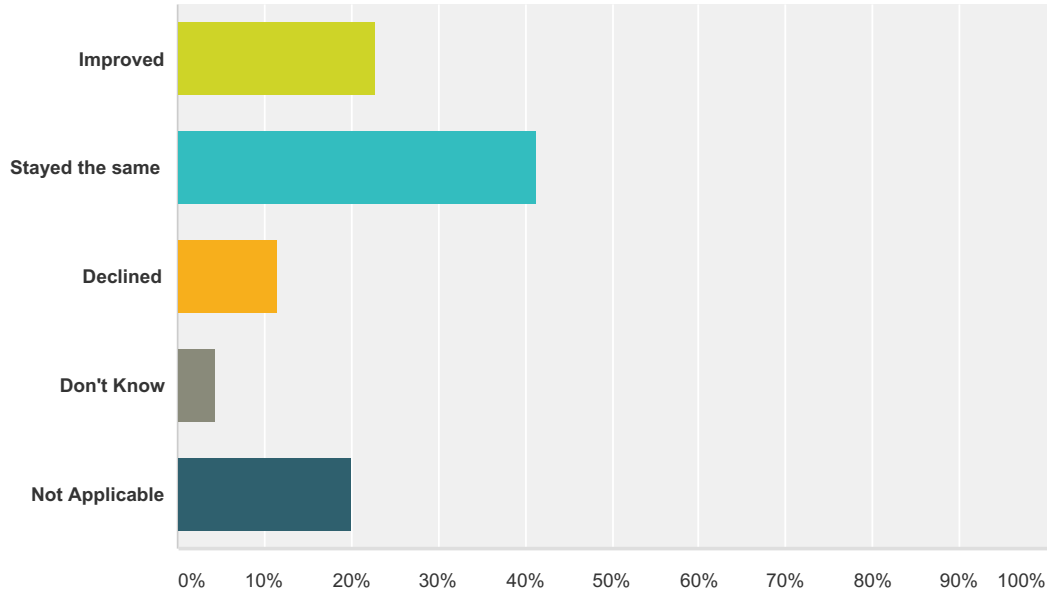
Answered: 70 Skipped: 0



Answer Choices	Responses	
Strongly Agree	27.14%	19
Agree	65.71%	46
Disagree	7.14%	5
Strongly Disagree	0.00%	0
Don't Know	0.00%	0
Total		70

Q15 In your opinion, has the quality of education that your child experienced at school improved, stayed the same, or declined in the past three years.

Answered: 70 Skipped: 0



Answer Choices	Responses
Improved	22.86% 16
Stayed the same	41.43% 29
Declined	11.43% 8
Don't Know	4.29% 3
Not Applicable	20.00% 14
Total	70